

RENOVATION OF THE RESIDENCE AT 525 VIA VENETO UNIT #101 NAPLES, FLORIDA 34108

PROJECT TEAM

ARCHITECT:
ARCOLOGY STUDIO, LLC
6017 PINE RIDGE RD #236
NAPLES FL, 34119

GENERAL CONTRACTOR:
BLUE HORIZON CONSTRUCTION

STRUCTURAL ENGINEER:

BUILDING CODE ANALYSIS

BUILDING CODES

Florida Building Code 8th Edition 2023
Plumbing - FBC 7th Edition 2020
Mechanical - FBC 7th Edition 2020
Florida Fire Prevention Code 7th Edition
2020 NEC Code

APPLICABLE FLOOD ZONE: X
WIND SPEED: 170 MPH

BUILDING INFO: OCCUPANCY GROUP R: RESIDENTIAL

ZONING DISTRICT: R1-15A

PROPERTY DETAILS AND VICINITY MAP

Parcel ID	68155001802	Site Location	Note: 525 VIA VENETO, NAPLES 34108
Name / Address	525 VIA VENETO LAND TRUST 525 VIA VENETO		
City	NAPLES	State	FL
Zip	34108-6601		
Legal	POINTE AT PELICAN BAY II, THE A CONDOMINIUM BLDG 12-101		
Sub./Condo	570105 - POINTE AT PELICAN BAY II, THE A CONDOMINIUM		
Use Code	401 - SINGLE FAMILY	Millage Area	79
Municipality	UNINCORPORATED		



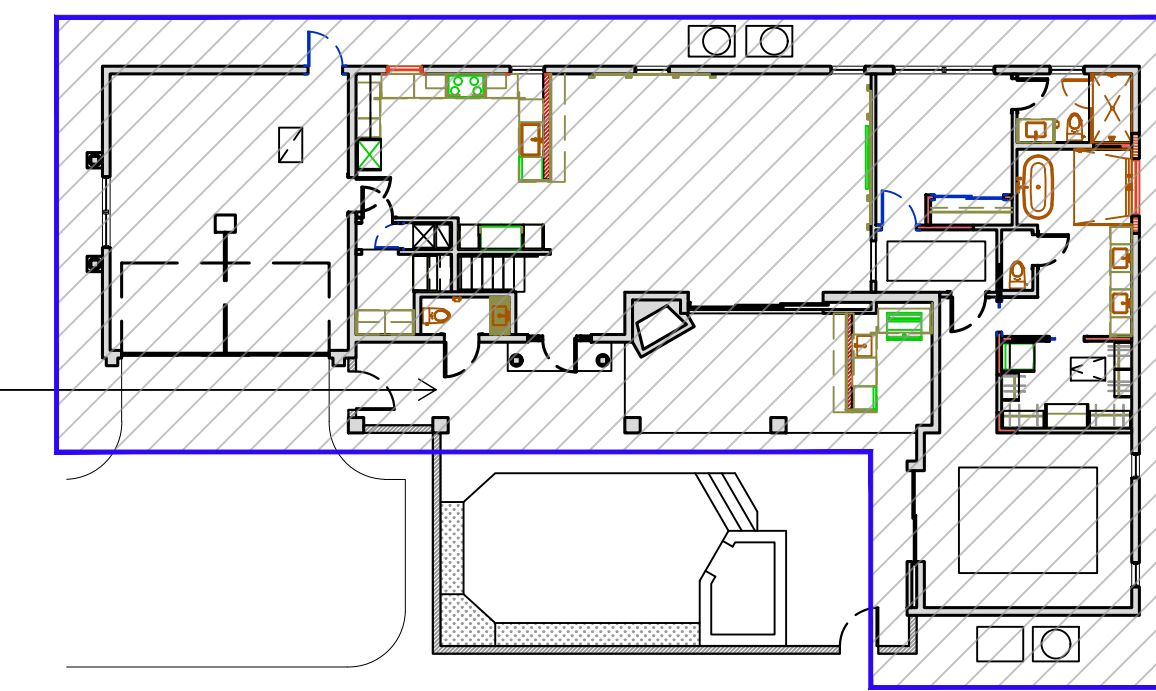
Collier Parcel # 68155001802

DRAWING INDEX

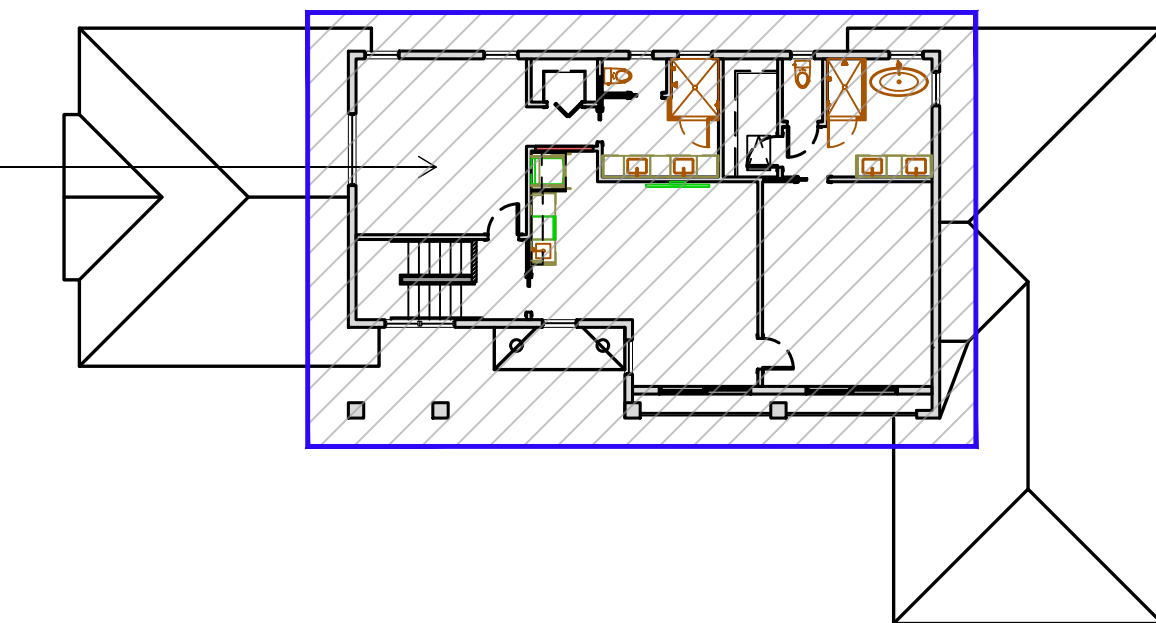
- A1.00: COVER PAGE
- A1.01: EXISTING FIRST FLOOR PLAN
- A1.02: EXISTING SECOND FLOOR PLAN
- A1.03: EXISTING EXTERIOR ELEVATIONS
- A1.04: EXISTING EXTERIOR ELEVATIONS
- A1.05: FIRST FLOOR DEMOLITION PLAN
- A1.06: SECOND FLOOR DEMOLITION PLAN
- A1.07: PROPOSED FIRST FLOOR PLAN
- A1.08: PROPOSED SECOND FLOOR PLAN
- A1.09: FIRST FLOOR REFLECTED CEILING PLAN
- A1.10: SECOND FLOOR REFLECTED CEILING PLAN
- A1.11: FIRST FLOOR ELECTRICAL PLAN
- A1.12: SECOND FLOOR ELECTRICAL PLAN
- A1.13: FIRST FLOOR PLUMBING PLAN
- A1.14: SECOND FLOOR PLUMBING PLAN
- A1.15: FIRST FLOOR FLOORING PLAN
- A1.16: SECOND FLOOR FLOORING PLAN
- A1.17: PROPOSED EXTERIOR ELEVATIONS
- A1.18: DOOR SCHEDULE AND DETAILS
- A1.19: WINDOW SCHEDULE AND DETAILS
- A1.20: DETAILS
- A2.00: KITCHEN AND PANTRY PLAN
- A2.01: KITCHEN DESIGN
- A2.02: KITCHEN AND PANTRY DESIGN
- A2.03: PRIMARY BATH DESIGN
- A2.04: PRIMARY BATH DESIGN
- A2.05: POOL BATH DESIGN
- A2.06: BATH 2 DESIGN
- A2.07: BATH 3 DESIGN
- A2.08: BATH 4 DESIGN
- A2.09: GREAT ROOM DESIGN
- A2.10: 2ND FLOOR FAMILY ROOM DESIGN

KEY PLAN

EXISTING
FIRST FLOOR
SINGLE FAMILY
RESIDENCE



EXISTING
SECOND FLOOR
SINGLE FAMILY
RESIDENCE



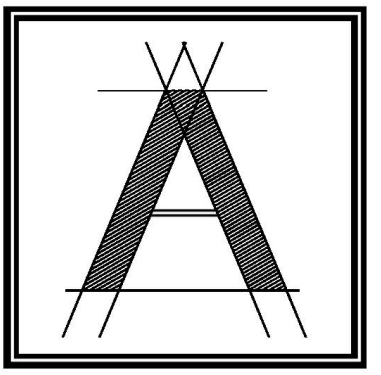
GENERAL NOTES:

1. ARCOLOGY STUDIO LLC IS NOT RESPONSIBLE FOR POSSIBLE REPRODUCTION DISTORTION OF THESE DOCUMENTS. DO NOT SCALE DRAWINGS.
2. ALL CONSTRUCTION SHALL COMPLY WITH ALL LOCAL BUILDING CODES.
3. CONTRACTOR SHALL VERIFY ALL CONDITIONS AND DIMENSIONS AT THE PROJECT SITE PRIOR TO COMMENCEMENT OF WORK. CONTRACTOR SHALL REPORT ALL DISCREPANCIES BETWEEN THESE DRAWINGS AND EXISTING SITE CONDITIONS TO THE ARCHITECT PRIOR TO COMMENCEMENT OF WORK.
4. CONTRACTOR SHALL REPORT ANY ERRORS OR OMISSIONS ON THESE DRAWINGS OR INCONSISTENCIES BETWEEN THESE DRAWINGS AND EXISTING FIELD CONDITIONS PRIOR TO CONSTRUCTION FOR SUBMISSION OF CLARIFICATION BY ARCHITECT.
5. ALL PERMITS AND FEES SHALL BE THE RESPONSIBILITY OF THE CONTRACTOR AND OR OWNER.
6. CONTRACTOR SHALL PROVIDE ADEQUATE BLOCKING AT REQUIRED LOCATIONS (I.E. SHELVES, COUNTER TOPS, EQUIPMENT, ETC.).
7. CONTRACTOR IS RESPONSIBLE FOR THE PROTECTION FROM DAMAGE AND SECURITY OF ALL RECEIVED MATERIALS PRIOR TO INSTALLATION.
8. CONTRACTOR SHALL BE RESPONSIBLE FOR MAINTAINING AND SUPERVISING ALL SAFETY PRECAUTIONS DURING CONSTRUCTION.
9. CONTRACTOR IS RESPONSIBLE FOR COORDINATING DRAWINGS TO ENSURE PROPER CLEARANCE FOR INSTALLATION AND MAINTENANCE OF EQUIPMENT IS PROVIDED.
10. CONTRACTOR IS RESPONSIBLE FOR PROTECTION OF EXISTING SITE IMPROVEMENTS AND SHALL RESTORE ALL DAMAGED ITEMS TO ORIGINAL CONDITION.

COMPLIANCE STATEMENT


I, AMANDA GEAREY, A FLORIDA REGISTERED ARCHITECT, NO. AR99135, HAVE PREPARED THESE PLANS IN COMPLIANCE WITH THE ENTIRE 7TH EDITION OF THE FLORIDA BUILDING CODES AND WITH THE 6TH EDITION OF THE FLORIDA FIRE PREVENTION CODE. TO THE BEST OF MY KNOWLEDGE, THIS BUILDING WAS DESIGNED FOR GRAVITY LOADS AS WELL AS LOADS GENERATED BY 170 MPH WINDS. THE ARCHITECT DOES NOT WISH THESE PLANS TO BE MASTERED AND REPETITIVE USE IS RESTRICTED TO SPECIFIED APPLICATION OF THE PLANS FOR EACH LOCATION.

STAMPS



ARCOLOGY
STUDIO

ARCOLOGY STUDIO, LLC
6017 Pine Ridge Rd #236
Naples, FL 34119
tel: 239-920-1432
office@arcology-studio.com



THIS DRAWING IS PROPRIETARY TO ARCOLOGY STUDIO, LLC. UNAUTHORIZED USE, DISTRIBUTION OR REPRODUCTION IS PROHIBITED. PRIOR TO WRITTEN CONSENT FROM ARCOLOGY STUDIO, LLC.

PROJECT:
**525 VIA VENETO #101
NAPLES, FL 34108**

SHEET TITLE:

COVER PAGE

REVISIONS:

Issued for Permit

Issued for Const.

Date 05-15-2026

Scale 1/4" = 1'-0" OR AS SHOWN

Drawn by EJW

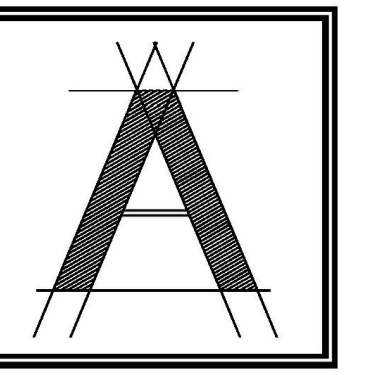
Checked by AEG

SHEET NUMBER:

A1.00


DESIGN DRAWINGS
FOR REVIEW/BUDGETS ONLY

DISCLAIMER:
THIS DRAWING IS MEANT TO CONVEY
DESIGN CONCEPTS ONLY AND IS NOT
MEANT FOR CONSTRUCTION.



ARCOLOGY
STUDIO

ARCOLOGY STUDIO, LLC
6017 Pine Ridge Rd #236
Naples, FL 34119
tel: 239-920-1432
office@arcologystudio.com



THIS DRAWING IS PROPRIETARY TO ARCOLOGY STUDIO, LLC. UNAUTHORIZED USE, DISTRIBUTION OR REPRODUCTION IS PROHIBITED. PRIOR TO WRITTEN CONSENT FROM ARCOLOGY STUDIO, LLC.

PROJECT:
**525 VIA VENETO #101
NAPLES, FL 34108**

SHEET TITLE:
**EXISTING PLAN:
FIRST FLOOR**

REVISIONS:
Issued for Permit

Issued for Const.

Date 05-15-2026

Scale 1/4" = 1'-0" OR AS SHOWN

Drawn by EJW

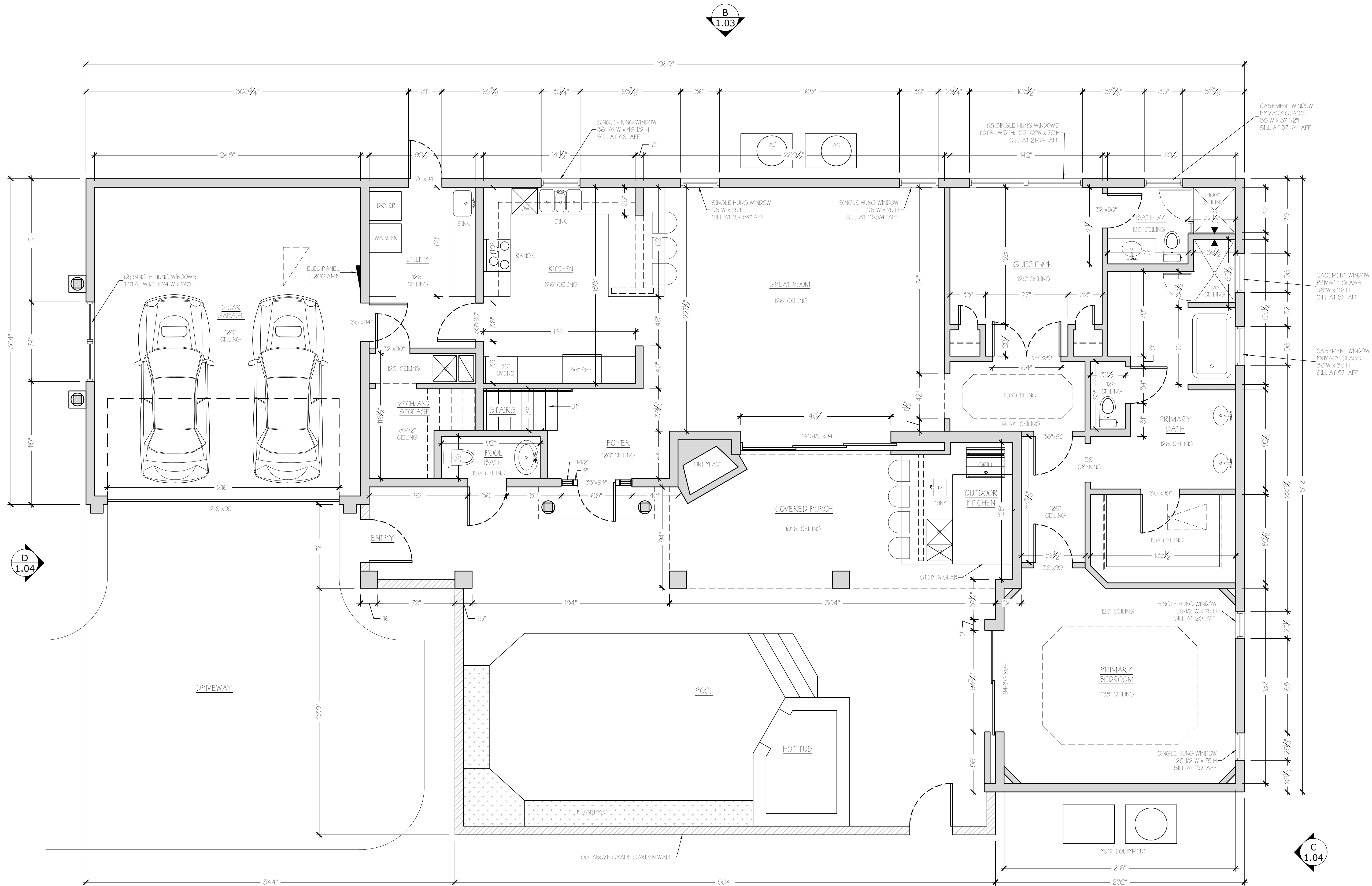
Checked by AEG

SHEET NUMBER:

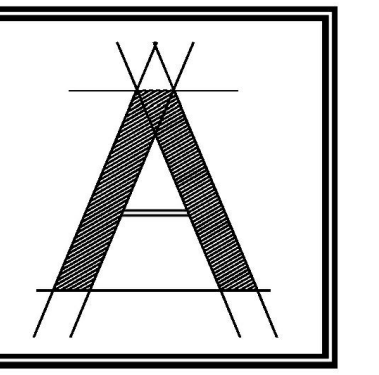
A1.01

DESIGN DRAWINGS
FOR REVIEW/BUDGETS ONLY

DISCLAIMER:
THIS DRAWING IS MEANT TO CONVEY DESIGN CONCEPTS ONLY AND IS NOT MEANT FOR CONSTRUCTION.




A EXISTING FIRST FLOOR PLAN
SCALE: 1/4" = 1'-0"

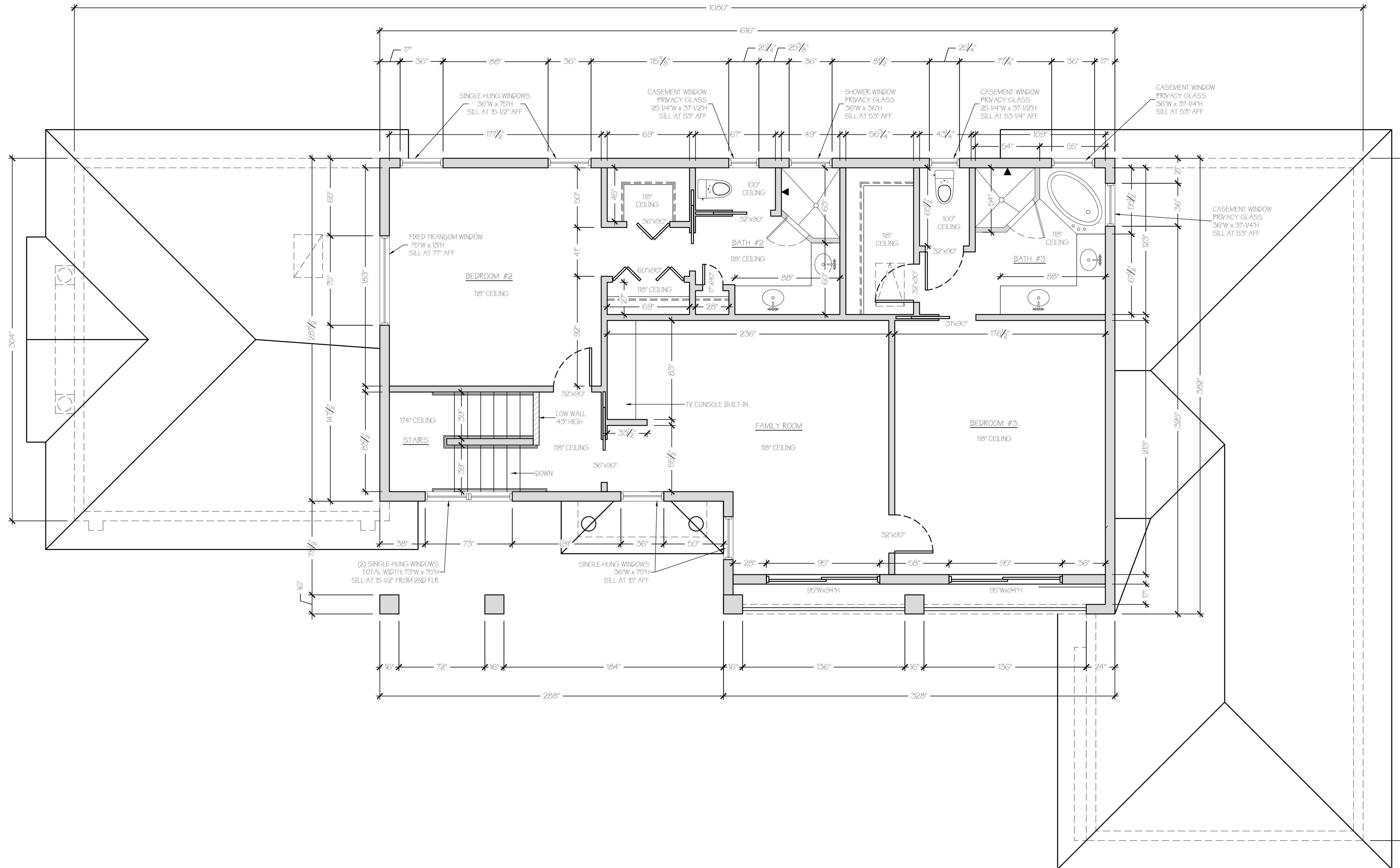


ARCOLOGY
STUDIO

ARCOLOGY STUDIO, LLC
6017 Pine Ridge Rd #236
Naples, FL 34119
tel: 239-920-1432
office@arcologystudio.com



THIS DRAWING IS PROPRIETARY
TO ARCOLOGY STUDIO, LLC.
UNAUTHORIZED USE, DISTRIBUTION
OR REPRODUCTION IS PROHIBITED.
PRIOR TO WRITTEN CONSENT FROM
ARCOLOGY STUDIO, LLC.



PROJECT:
525 VIA VENETO #101
NAPLES, FL 34108

SHEET TITLE:
EXISTING PLAN:
SECOND FLOOR

REVISIONS:

Issued for Permit	
Issued for Const.	
Date	05-15-2026
Scale	1/4" = 1'-0" OR AS SHOWN
Drawn by	EJW
Checked by	AEG

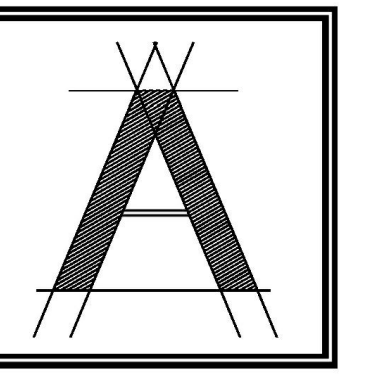
SHEET NUMBER:

A1.02

DESIGN DRAWINGS
FOR REVIEW/BUDGETS ONLY


DISCLAIMER:
THIS DRAWING IS MEANT TO CONVEY
DESIGN CONCEPTS ONLY AND IS NOT
MEANT FOR CONSTRUCTION.

B EXISTING SECOND FLOOR PLAN
SCALE: 1/4" = 1'-0"



ARCOLOGY
STUDIO

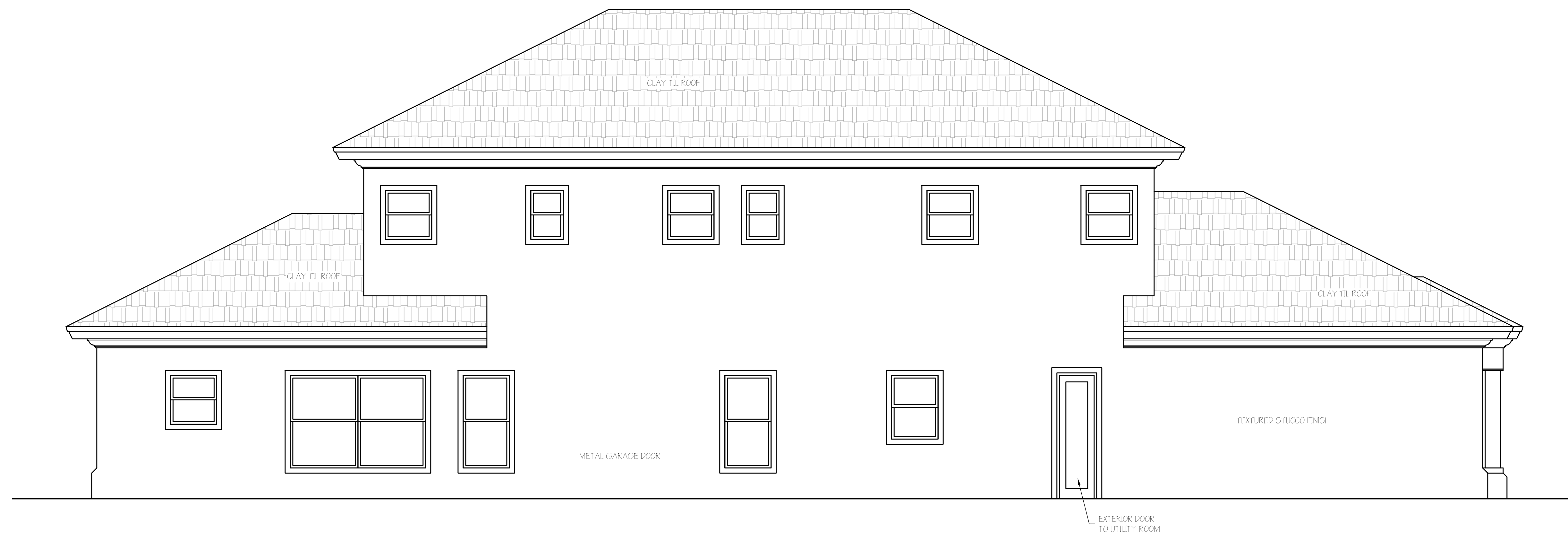
ARCOLOGY STUDIO, LLC
6017 Pine Ridge Rd #236
Naples, FL 34119
tel: 239-920-1432
office@arcologystudio.com



THIS DRAWING IS PROPRIETARY
TO ARCOLOGY STUDIO, LLC.
UNAUTHORIZED USE, DISTRIBUTION
OR REPRODUCTION IS PROHIBITED.
PRIOR TO WRITTEN CONSENT FROM
ARCOLOGY STUDIO, LLC.



A EXISTING SOUTH EXTERIOR ELEVATION (FRONT)
SCALE: 1/4" = 1'-0"



B EXISTING NORTH EXTERIOR ELEVATION (BACK)
SCALE: 1/4" = 1'-0"

PROJECT:
**525 VIA VENETO #101
NAPLES, FL 34108**

SHEET TITLE:
**EXISTING
EXTERIOR
ELEVATIONS**

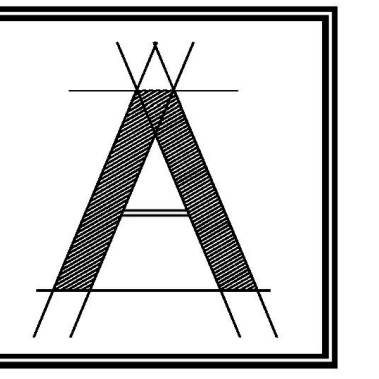
REVISIONS:	
Issued for Permit	
Issued for Const.	
Date	05-15-2026
Scale	1/4" = 1'-0" OR AS SHOWN
Drawn by	EJW
Checked by	AEG

SHEET NUMBER:

A1.03


DESIGN DRAWINGS
FOR REVIEW/BUDGETS ONLY

DISCLAIMER:
THIS DRAWING IS MEANT TO CONVEY
DESIGN CONCEPTS ONLY AND IS NOT
MEANT FOR CONSTRUCTION.



ARCOLOGY
STUDIO

ARCOLOGY STUDIO, LLC
6017 Pine Ridge Rd #236
Naples, FL 34119
tel: 239-920-1432
office@arcology.studio.com



THIS DRAWING IS PROPRIETARY
TO ARCOLOGY STUDIO, LLC.
UNAUTHORIZED USE, DISTRIBUTION
OR REPRODUCTION IS PROHIBITED.
PRIOR TO WRITTEN CONSENT FROM
ARCOLOGY STUDIO, LLC.

PROJECT:
**525 VIA VENETO #101
NAPLES, FL 34108**

SHEET TITLE:

EXISTING
EXTERIOR
ELEVATIONS

REVISIONS:
Issued for Permit

Issued for Const.

Date 05-15-2026

Scale 1/4" = 1'-0" OR AS SHOWN

Drawn by EJV

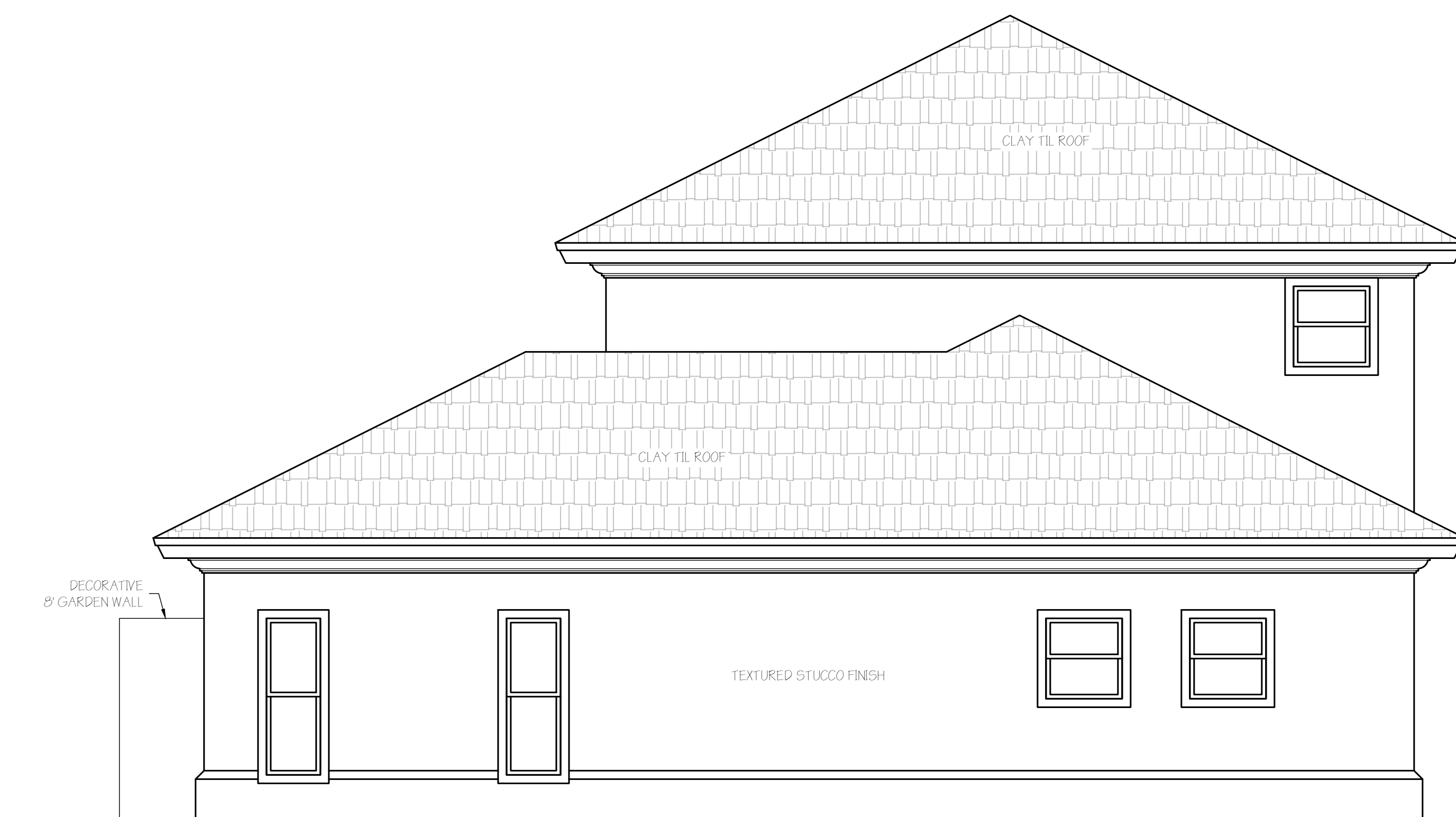
Checked by AEG

SHEET NUMBER:

A1.04

DESIGN DRAWINGS
FOR REVIEW/BUDGETS ONLY

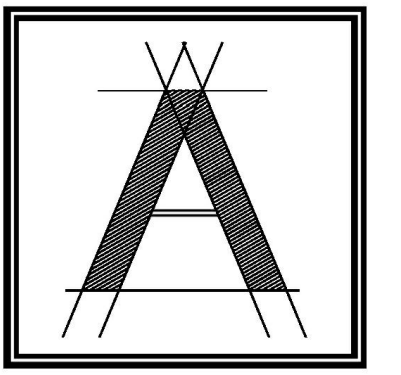
DISCLAIMER:
THIS DRAWING IS MEANT TO CONVEY
DESIGN CONCEPTS ONLY AND IS NOT
MEANT FOR CONSTRUCTION.



C EXISTING EAST EXTERIOR ELEVATION
SCALE: 1/4" = 1'-0"




D EXISTING WEST EXTERIOR ELEVATION (GARAGE SIDE)
SCALE: 1/4" = 1'-0"



ARCOLOGY
STUDIO

ARCOLOGY STUDIO, LLC
6017 Pine Ridge Rd #236
Naples, FL 34119
tel: 239-920-1432
office@arcology-studio.com



THIS DRAWING IS PROPRIETARY
TO ARCOLOGY STUDIO, LLC.
UNAUTHORIZED USE, DISTRIBUTION
OR REPRODUCTION IS PROHIBITED.
PRIOR TO WRITTEN CONSENT FROM
ARCOLOGY STUDIO, LLC.

PROJECT:
**525 VIA VENETO #101
NAPLES, FL 34108**

SHEET TITLE:
**DEMOLITION PLAN:
FIRST FLOOR**

REVISIONS:
Issued for Permit
Issued for Const.
Date 05-15-2026
Scale 1/4" = 1'-0" OR AS SHOWN
Drawn by EJW
Checked by AEG
SHEET NUMBER:

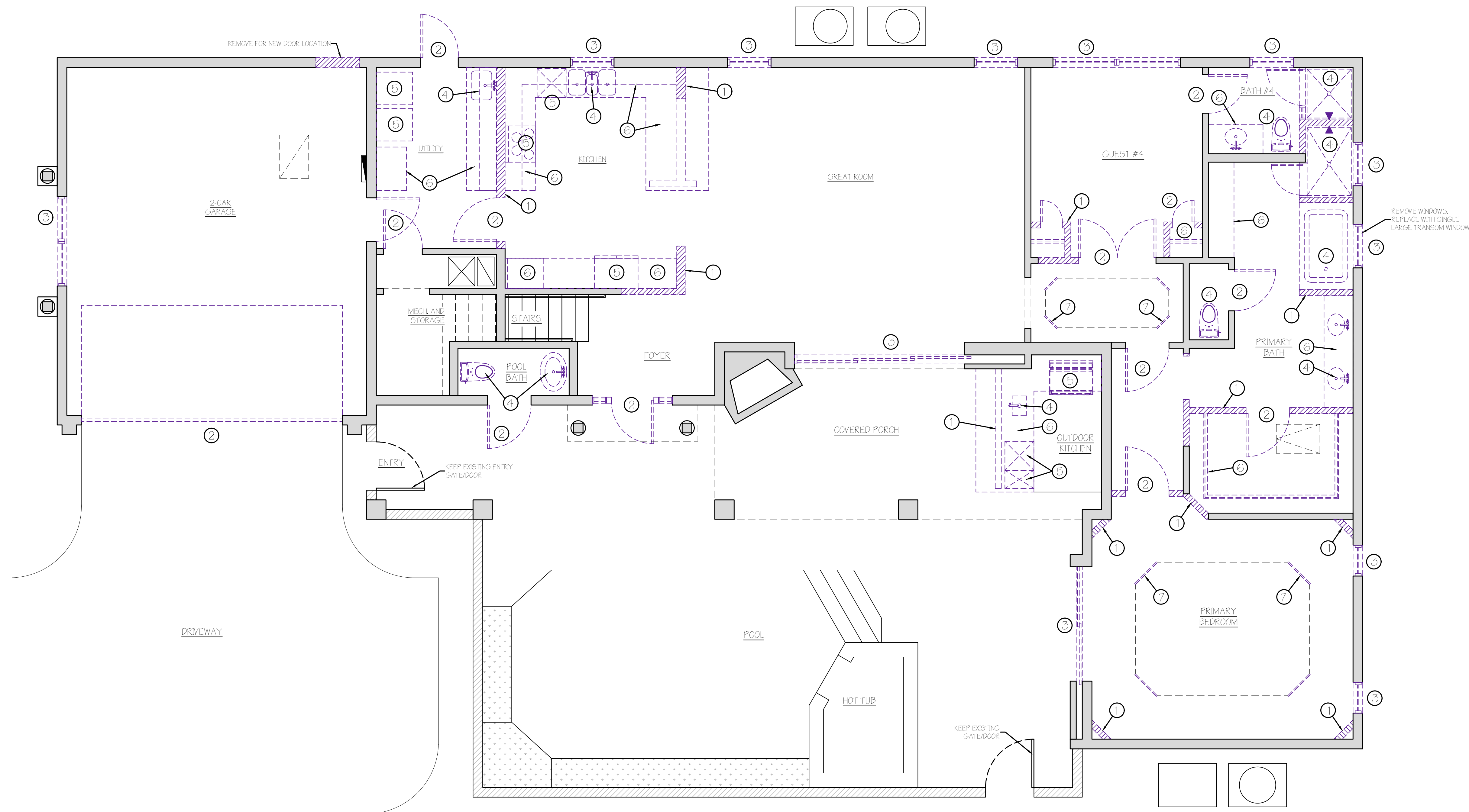
A1.05

DESIGN DRAWINGS
FOR REVIEW/BUDGETS ONLY

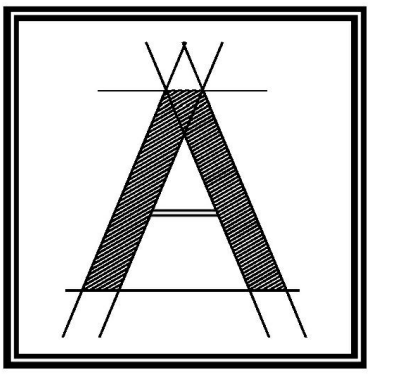
DISCLAIMER:
THIS DRAWING IS MEANT TO CONVEY
DESIGN CONCEPTS ONLY AND IS NOT
MEANT FOR CONSTRUCTION.

- DEMOLITION NOTES:**
1. REMOVE & DISCARD EXISTING INTERIOR STUD WALL TRIM, DRYWALL, FRAMING, & ELECTRICAL.
 2. REMOVE & DISCARD EXISTING TRIM, DOOR & FRAME.
 3. REMOVE & DISCARD EXISTING WINDOW.
 4. REMOVE & DISCARD EXISTING PLUMBING.
 5. REMOVE & DISCARD EXISTING APPLIANCES.
 6. REMOVE & DISCARD EXISTING CABINETS & MILLWORK.
 7. REMOVE & DISCARD EXISTING SOFFIT DRYWALL, FRAMING, & ELECTRICAL.

- DEMOLITION SCOPE:**
- INTERIOR DEMO WORK INCORPORATES THE REMOVAL OF EXISTING NON-STRUCTURAL FRAMED AND EXTERIOR WALLS, MILLWORK, PLUMBING, AND EQUIPMENT.
- CAP AND REMOVE ALL EXISTING PLUMBING FIXTURES.
- ALL WINDOWS, INTERIOR AND EXTERIOR DOORS ARE BEING REPLACED
- NOTE: GC TO COORDINATE RESOLUTION WITH ARCHITECT IF ANY UNKNOWN STRUCTURE OR MECHANICAL SYSTEMS ARE DISCOVERED DURING DEMO.
- HATCHED AREAS - INTERIOR STUD WALL DEMO




A FIRST FLOOR DEMOLITION PLAN
SCALE: 1/4" = 1'-0"




ARCOLOGY
STUDIO

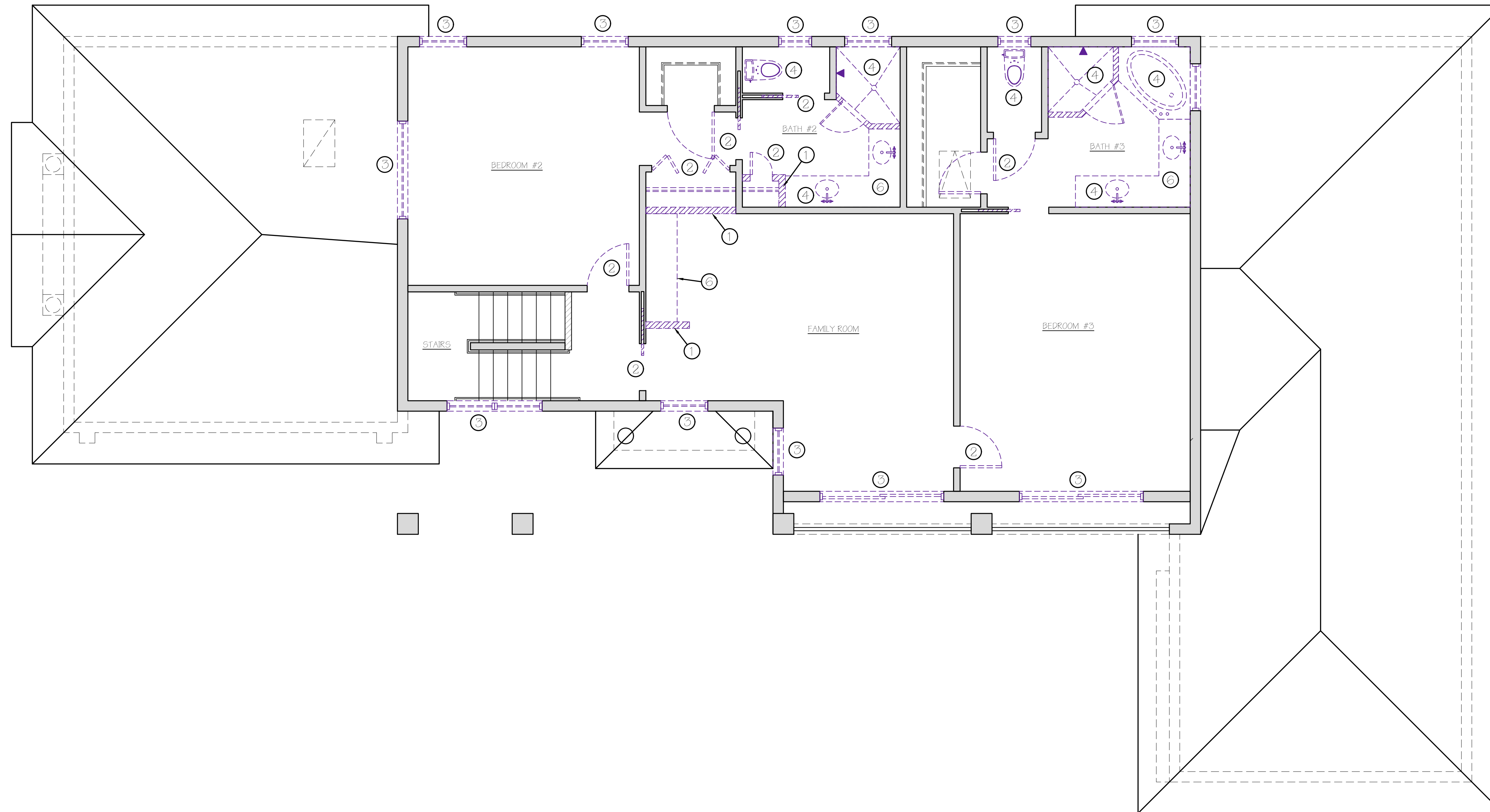
ARCOLOGY STUDIO, LLC
6017 Pine Ridge Rd #236
Naples, FL 34119
tel: 239-920-1432
office@arcology.studio.com



THIS DRAWING IS PROPRIETARY
TO ARCOLOGY STUDIO, LLC.
UNAUTHORIZED USE, DISTRIBUTION
OR REPRODUCTION IS PROHIBITED.
PRIOR TO WRITTEN CONSENT FROM
ARCOLOGY STUDIO, LLC.

- DEMOLITION NOTES:**
1. REMOVE & DISCARD EXISTING INTERIOR STUD WALL TRIM, DRYWALL, FRAMING, & ELECTRICAL.
 2. REMOVE & DISCARD EXISTING TRIM, DOOR & FRAME.
 3. REMOVE & DISCARD EXISTING WINDOW.
 4. REMOVE & DISCARD EXISTING PLUMBING.
 5. REMOVE & DISCARD EXISTING APPLIANCES.
 6. REMOVE & DISCARD EXISTING CABINETS & MILLWORK.
 7. REMOVE & DISCARD EXISTING SOFFIT DRYWALL, FRAMING, & ELECTRICAL.

- DEMOLITION SCOPE:**
- INTERIOR DEMO WORK INCORPORATES THE REMOVAL OF EXISTING NON-STRUCTURAL FRAMED AND EXTERIOR WALLS, MILLWORK, PLUMBING, AND EQUIPMENT.
- CAP AND REMOVE ALL EXISTING PLUMBING FIXTURES.
- ALL WINDOWS, INTERIOR AND EXTERIOR DOORS ARE BEING REPLACED
- NOTE: GC TO COORDINATE RESOLUTION WITH ARCHITECT IF ANY UNKNOWN STRUCTURE OR MECHANICAL SYSTEMS ARE DISCOVERED DURING DEMO.
-  HATCHED AREAS - INTERIOR STUD WALL DEMO



PROJECT:
525 VIA VENETO #101
NAPLES, FL 34108

SHEET TITLE:
DEMOLITION PLAN:
SECOND FLOOR

REVISIONS:

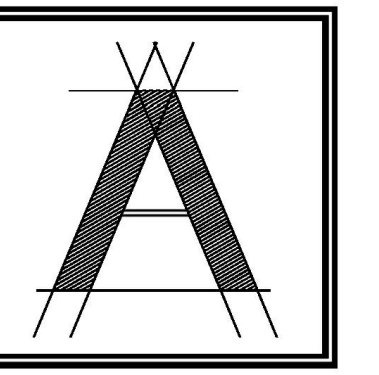
Issued for Permit	
Issued for Const.	
Date	05-15-2026
Scale	1/4" = 1'-0" OR AS SHOWN
Drawn by	EJW
Checked by	AEG

SHEET NUMBER:

A1.06


DESIGN DRAWINGS
FOR REVIEW/BUDGETS ONLY

DISCLAIMER:
THIS DRAWING IS MEANT TO CONVEY
DESIGN CONCEPTS ONLY AND IS NOT
MEANT FOR CONSTRUCTION.



ARCOLOGY
STUDIO

ARCOLOGY STUDIO, LLC
6017 Pine Ridge Rd #236
Naples, FL 34119
tel: 239-920-1432
office@arcology.studio.com



THIS DRAWING IS PROPRIETARY TO ARCOLOGY STUDIO, LLC. UNAUTHORIZED USE, DISTRIBUTION OR REPRODUCTION IS PROHIBITED. PRIOR TO WRITTEN CONSENT FROM ARCOLOGY STUDIO, LLC.

PROJECT:
**525 VIA VENETO #101
NAPLES, FL 34108**

SHEET TITLE:
**PROPOSED PLAN:
FIRST FLOOR**

REVISIONS:
Issued for Permit
Issued for Const.
Date 05-15-2026
Scale 1/4" = 1'-0" OR AS SHOWN
Drawn by EJV
Checked by AEG
SHEET NUMBER:

A1.07

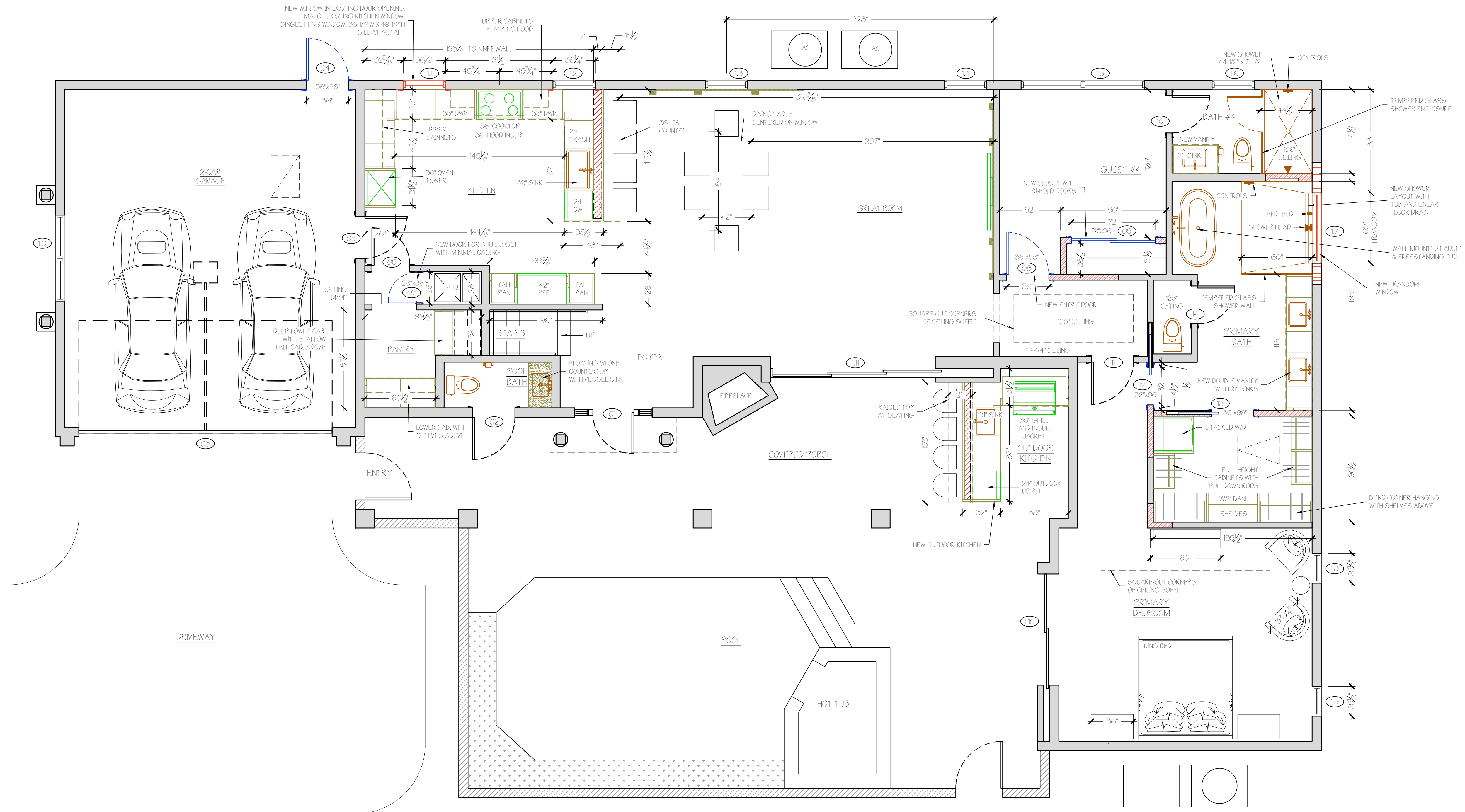
DESIGN DRAWINGS
FOR REVIEW/BUDGETS ONLY

DISCLAIMER:
THIS DRAWING IS MEANT TO CONVEY DESIGN CONCEPTS ONLY AND IS NOT MEANT FOR CONSTRUCTION.

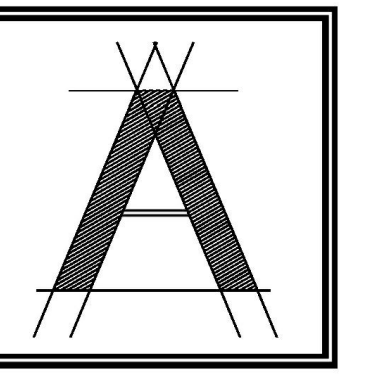
WALL KEY	
	NEW WALL
	EXISTING WALL
	NEW BLOCK WALL

DOOR AND WINDOW NOTES:

- ALL EXISTING INTERIOR DOORS ARE BEING REPLACED
- ALL EXISTING NON-IMPACT WINDOWS AND SLIDING GLASS DOORS ARE BEING REPLACED WITH NEW IMPACT-RATED ALUMINUM FRAME WINDOWS AND SLIDING GLASS DOORS, SIZE-FOR-SIZE.
- ALL INTERIOR DOORS WILL GO TO THE NEW HEIGHT OF 8'-0"
- ALL EXTERIOR DOORS WILL REMAIN THE SAME HEIGHT.




A PROPOSED FIRST FLOOR PLAN
SCALE: 1/4" = 1'-0"



ARCOLOGY
STUDIO

ARCOLOGY STUDIO, LLC
6017 Pine Ridge Rd #236
Naples, FL 34119
tel: 239-920-1432
office@arcologystudio.com



THIS DRAWING IS PROPRIETARY TO ARCOLOGY STUDIO, LLC. UNAUTHORIZED USE, DISTRIBUTION OR REPRODUCTION IS PROHIBITED. PRIOR TO WRITTEN CONSENT FROM ARCOLOGY STUDIO, LLC.

PROJECT:
**525 VIA VENETO #101
NAPLES, FL 34108**

SHEET TITLE:
**PROPOSED PLAN:
SECOND FLOOR**

REVISIONS:
Issued for Permit
Issued for Const.
Date 05-15-2026
Scale 1/4" = 1'-0" OR AS SHOWN
Drawn by EJW
Checked by AEG
SHEET NUMBER:

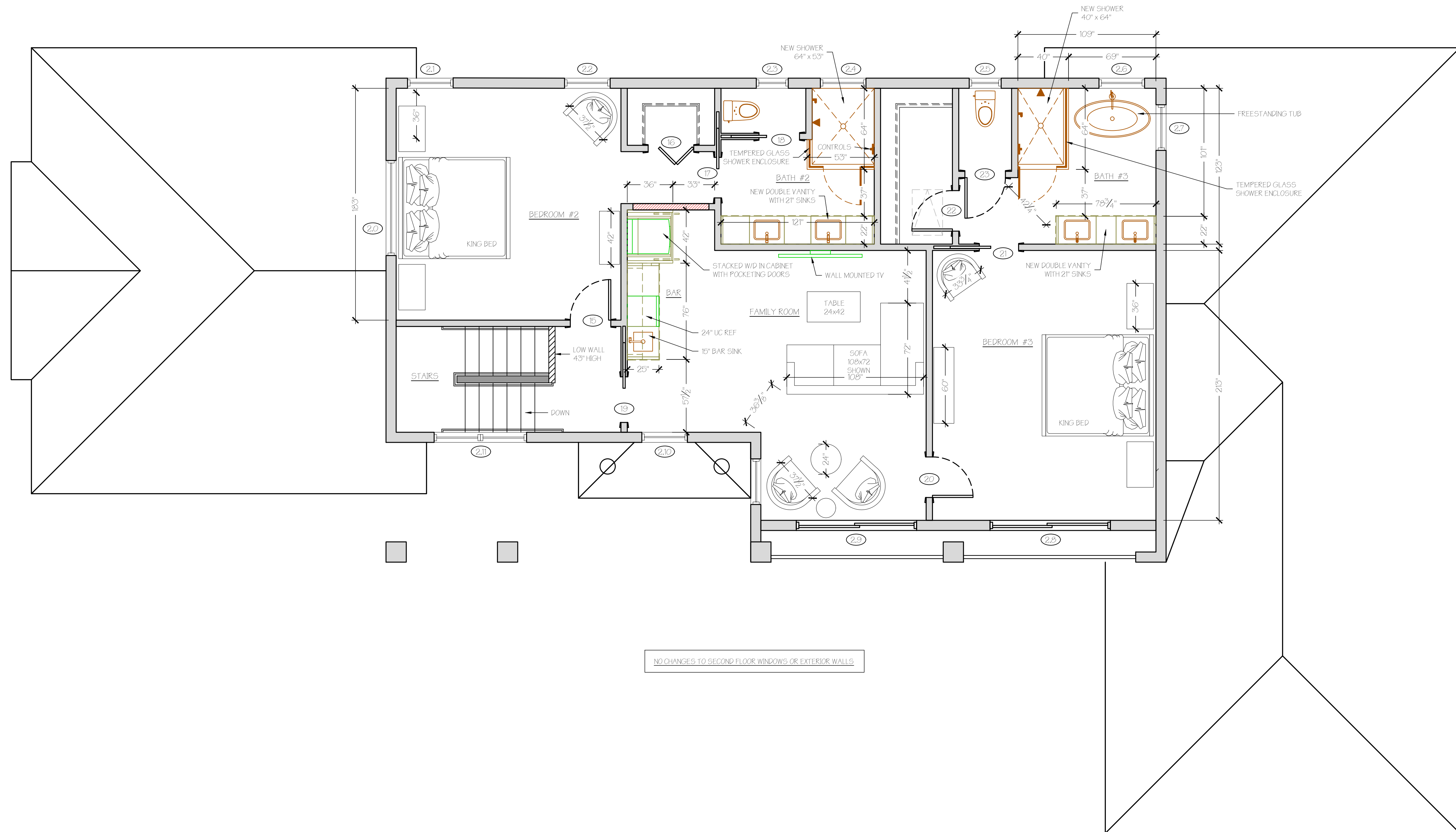
A1.08

DESIGN DRAWINGS
FOR REVIEW/BUDGETS ONLY

DISCLAIMER:
THIS DRAWING IS MEANT TO CONVEY DESIGN CONCEPTS ONLY AND IS NOT MEANT FOR CONSTRUCTION.

DOOR AND WINDOW NOTES:
- ALL EXISTING INTERIOR DOORS ARE BEING REPLACED
- ALL EXISTING NON-IMPACT WINDOWS AND SLIDING GLASS DOORS ARE BEING REPLACED WITH NEW IMPACT-RATED ALUMINUM FRAME WINDOWS AND SLIDING GLASS DOORS, SIZE-FOR-SIZE.
- ALL INTERIOR DOORS WILL GO TO THE NEW HEIGHT OF 8'-0"
- ALL EXTERIOR DOORS WILL REMAIN THE SAME HEIGHT.

WALL KEY
NEW WALL
EXISTING WALL
NEW BLOCK WALL



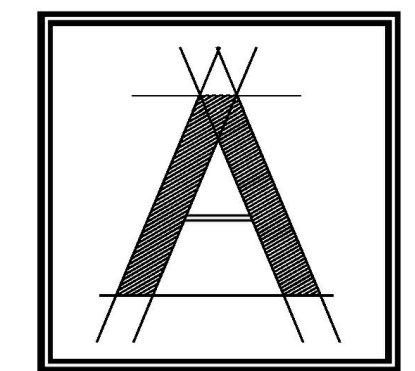
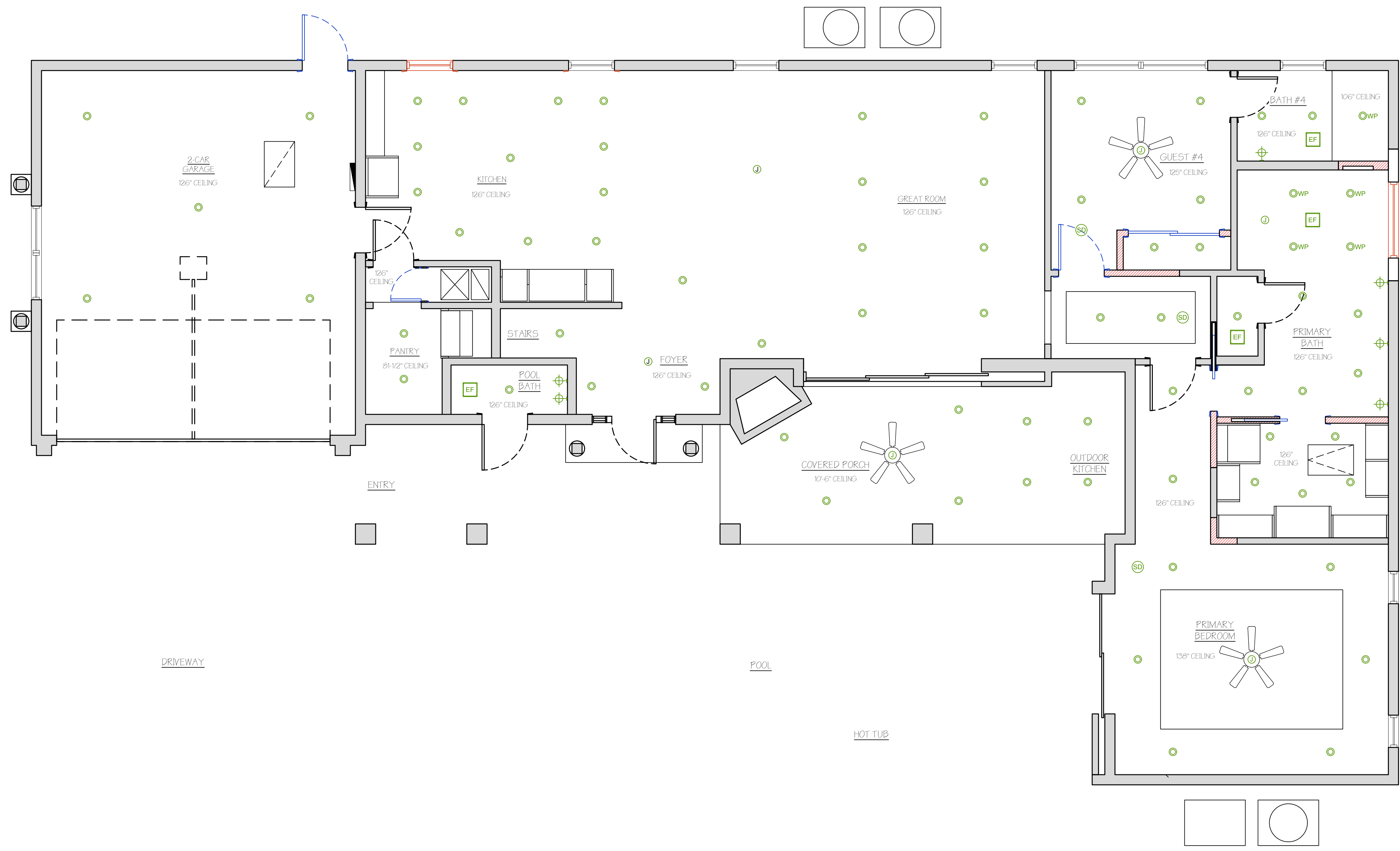
NO CHANGES TO SECOND FLOOR WINDOWS OR EXTERIOR WALLS

B PROPOSED SECOND FLOOR PLAN
SCALE: 1/4" = 1'-0"

ELECTRICAL LEGEND							
SYMBOL	DESCRIPTION	SYMBOL	DESCRIPTION	SYMBOL	DESCRIPTION	SYMBOL	DESCRIPTION
	DOWNLIGHT		WALLWASHER		LIGHTING CONTROL SWITCH		110V DUPLEX OUTLET
	SURFACE MOUNTED FIXTURE		HANGING PENDANT FIXTURE		EXTERIOR WALL FIXTURE		110V QUAD OUTLET
	INTERIOR WALL FIXTURE		STANDARD JUNCTION BOX		ELECTRICAL WHIP		110V DUPLEX FLOOR OUTLET
	SOLAR TUBE		UNDERCABINET LIGHTING		TRACK LIGHTING		110V DUPLEX OUTLET SINGLE POLE CIRCUIT
	CEILING FAN		SMOKE AND CARBON MO. DETECTOR		SPEAKER		220V DUPLEX OUTLET
			EXHAUST FAN WITH LIGHT		ELECTRIC SERVICE METER		110V 1/2 SWITCHED DUPLEX OUTLET
					DOOR BELL		ELECTRICAL PANEL
					TELEPHONE/DATA JACK		TELEVISION / CABLE JACK


ELECTRICAL NOTES:

1. WALL MOUNTED FIXTURES ARE SHOWN FOR CLARITY AND DO NOT REFLECT LOCATION ON CEILING.
2. CONTRACTOR TO VERIFY ALL CODES ARE MET WITH MOUNTING HEIGHTS OF FIXTURES.
3. CONTRACTOR TO PROVIDE ADEQUATE SUPPORT FOR ALL FIXTURES.
4. DOWNLIGHT SIZES MAY VARY, SEE SPECS.
5. ALL SWITCHES TO BE DIMMERS THROUGHOUT HOUSE.
6. ALL BEDROOM & LIVING AREAS TO BE SUPPLIED WITH ARC FAULT CIRCUITS PER NEC 210.12.



**ARCOLOGY
STUDIO**

ARCOLOGY STUDIO, LLC
6017 Pine Ridge Rd #236
Naples, FL 34119
tel: 239-920-1432
office@arcology.studio.com



THIS DRAWING IS PROPRIETARY TO ARCOLOGY STUDIO, LLC. UNAUTHORIZED USE, DISTRIBUTION OR REPRODUCTION IS PROHIBITED. PRIOR TO WRITTEN CONSENT FROM ARCOLOGY STUDIO, LLC.

PROJECT:
**525 VIA VENETO #101
NAPLES, FL 34108**

SHEET TITLE:
**REFLECTED
CEILING PLAN:
FIRST FLOOR**

REVISIONS:

Issued for Permit	
Issued for Const.	
Date	05-15-2026
Scale	1/4" = 1'-0" OR AS SHOWN
Drawn by	EJW
Checked by	AEG

SHEET NUMBER:

A1.09

DESIGN DRAWINGS
FOR REVIEW/BUDGETS ONLY

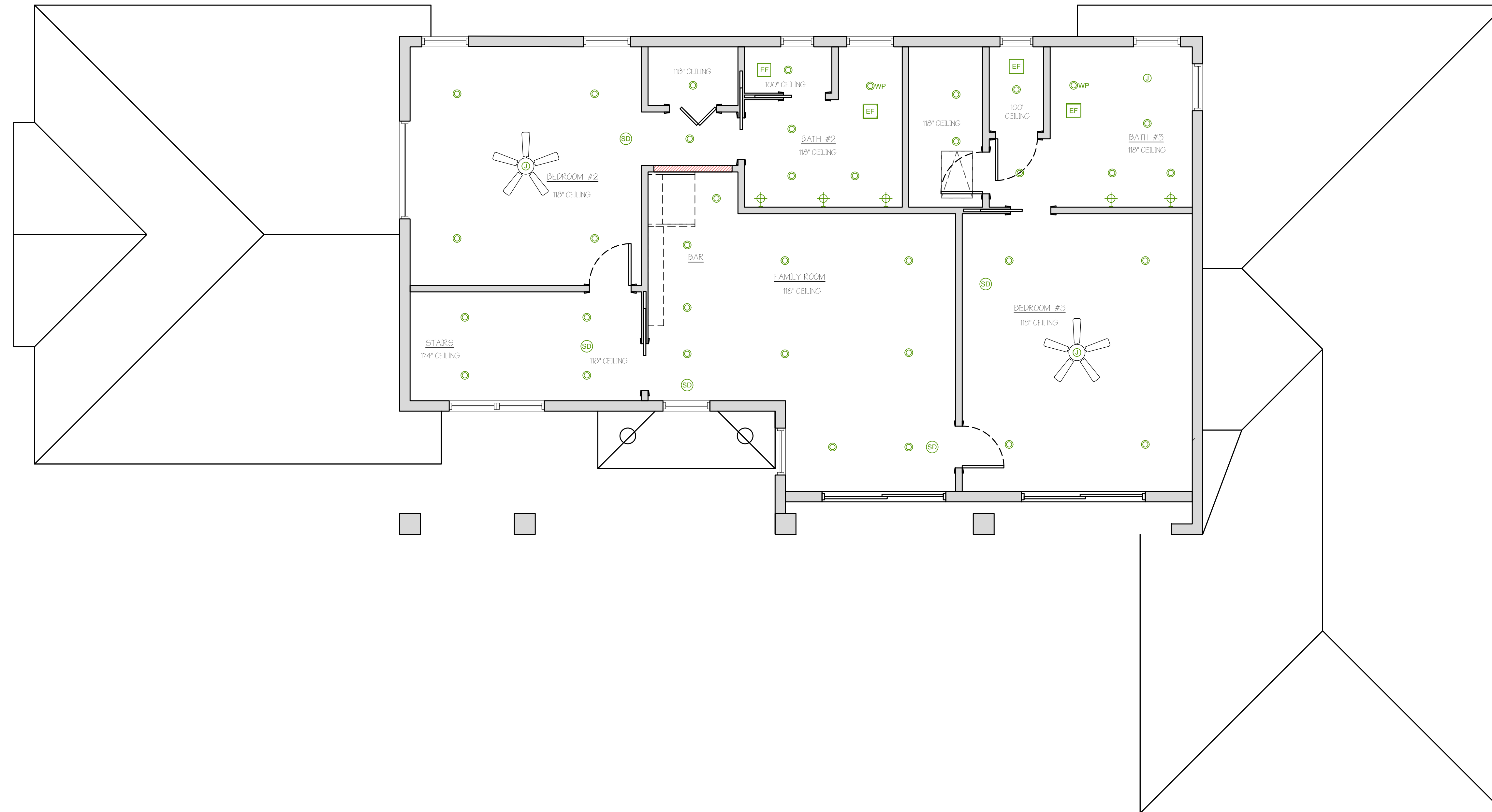
DISCLAIMER:
THIS DRAWING IS MEANT TO CONVEY DESIGN CONCEPTS ONLY AND IS NOT MEANT FOR CONSTRUCTION.

A **FIRST FLOOR ELECTRICAL PLAN**
SCALE: 1/4" = 1'-0"

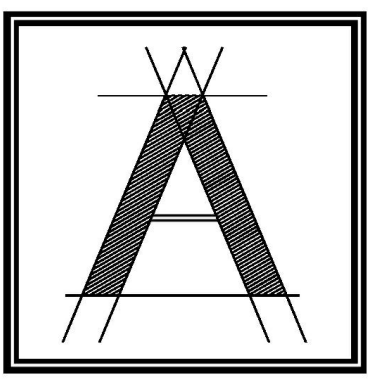
ELECTRICAL LEGEND					
SYMBOL	DESCRIPTION	SYMBOL	DESCRIPTION	SYMBOL	DESCRIPTION
	DOWNLIGHT		WALLWASHER		LIGHTING CONTROL SWITCH
	SURFACE MOUNTED FIXTURE		HANGING PENDANT FIXTURE		EXTERIOR WALL FIXTURE
	INTERIOR WALL FIXTURE		STANDARD JUNCTION BOX		ELECTRICAL WHIP
	SOLAR TUBE		UNDERCABINET LIGHTING		TRACK LIGHTING
	CEILING FAN		SMOKE AND CARBON MO. DETECTOR		SPEAKER
			EXHAUST FAN WITH LIGHT		ELECTRIC SERVICE METER
					110V DUPLEX OUTLET
					110V QUAD OUTLET
					110V DUPLEX FLOOR OUTLET
					110V DUPLEX OUTLET SINGLE POLE CIRCUIT
					220V DUPLEX OUTLET
					110V DUPLEX OUTLET
					110V 1/2 SWITCHED DUPLEX OUTLET
					DOOR BELL
					ELECTRICAL PANEL
					TELEPHONE / DATA JACK
					TELEVISION / CABLE JACK

ELECTRICAL NOTES:

1. WALL MOUNTED FIXTURES ARE SHOWN FOR CLARITY AND DO NOT REFLECT LOCATION ON CEILING.
2. CONTRACTOR TO VERIFY ALL CODES ARE MET WITH MOUNTING HEIGHTS OF FIXTURES.
3. CONTRACTOR TO PROVIDE ADEQUATE SUPPORT FOR ALL FIXTURES.
4. DOWNLIGHT SIZES MAY VARY, SEE SPECS.
5. ALL SWITCHES TO BE DIMMERS THROUGHOUT HOUSE.
6. ALL BEDROOM & LIVING AREAS TO BE SUPPLIED WITH ARC FAULT CIRCUITS PER NEC 210.12.




B SECOND FLOOR ELECTRICAL PLAN
SCALE: 1/4" = 1'-0"



ARCOLOGY
STUDIO

ARCOLOGY STUDIO, LLC
6017 Pine Ridge Rd #236
Naples, FL 34119
tel: 239-920-1432
office@arcology.studio.com



THIS DRAWING IS PROPRIETARY TO ARCOLOGY STUDIO, LLC. UNAUTHORIZED USE, DISTRIBUTION OR REPRODUCTION IS PROHIBITED. PRIOR WRITTEN CONSENT FROM ARCOLOGY STUDIO, LLC.

PROJECT:
525 VIA VENETO #101
NAPLES, FL 34108

SHEET TITLE:
REFLECTED
CEILING PLAN:
SECOND FLOOR

REVISIONS:

Issued for Permit	
Issued for Const.	
Date	05-15-2026
Scale	1/4" = 1'-0" OR AS SHOWN
Drawn by	EJW
Checked by	AEG

SHEET NUMBER:

A1.10

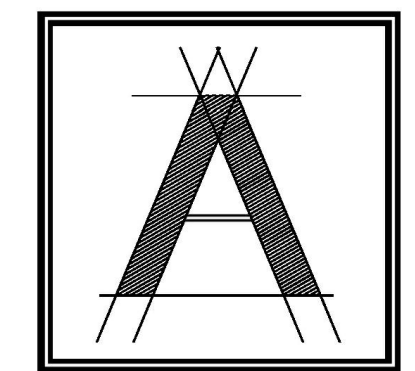
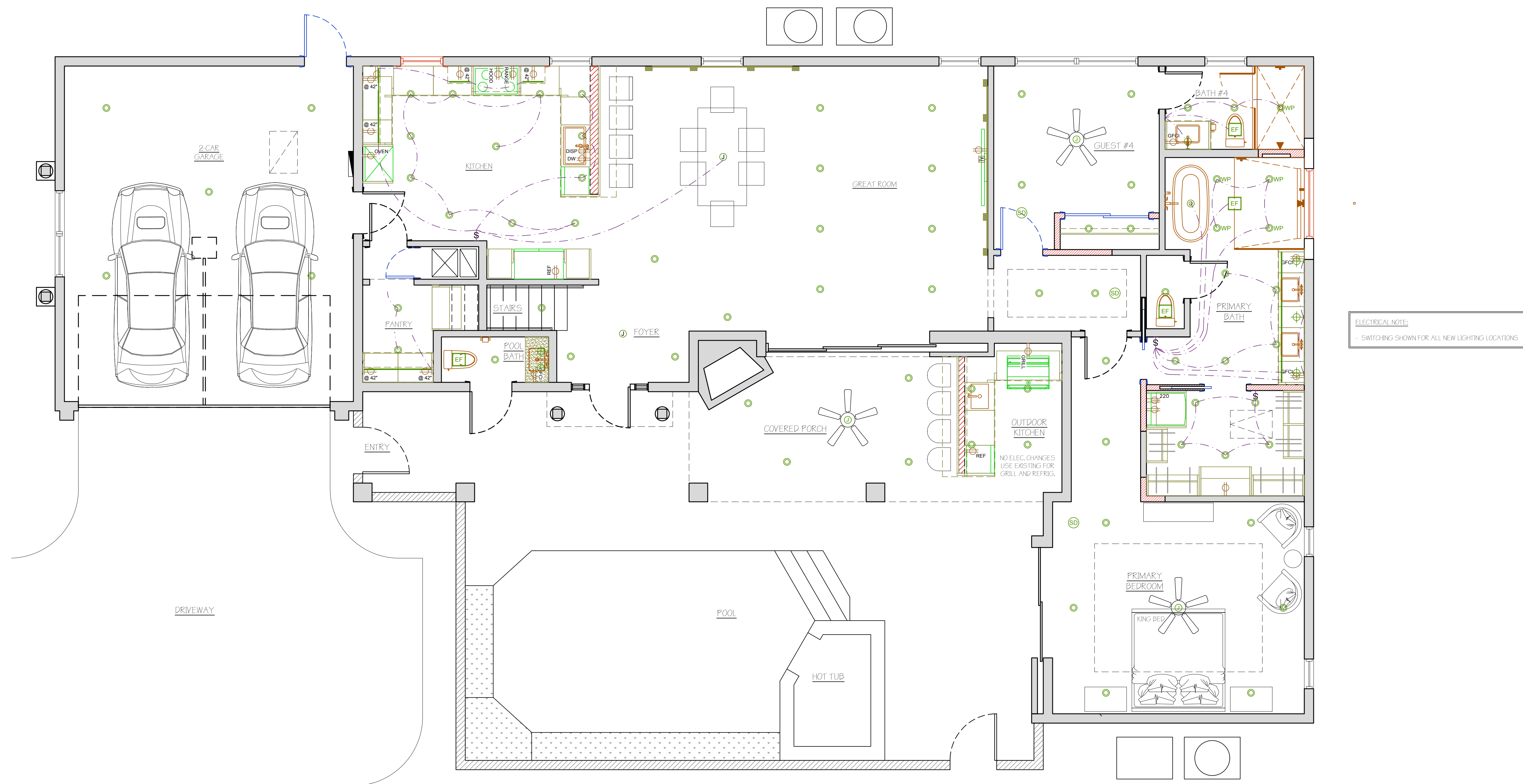
DESIGN DRAWINGS
FOR REVIEW/BUDGETS ONLY

DISCLAIMER:
THIS DRAWING IS MEANT TO CONVEY DESIGN CONCEPTS ONLY AND IS NOT MEANT FOR CONSTRUCTION.

ELECTRICAL LEGEND					
SYMBOL	DESCRIPTION	SYMBOL	DESCRIPTION	SYMBOL	DESCRIPTION
	DOWNLIGHT		WALLWASHER		LIGHTING CONTROL SWITCH
	SURFACE MOUNTED FIXTURE		HANGING PENDANT FIXTURE		EXTERIOR WALL FIXTURE
	INTERIOR WALL FIXTURE		STANDARD JUNCTION BOX		ELECTRICAL WHIP
	SOLAR TUBE		UNDERCABINET LIGHTING		TRACK LIGHTING
	CEILING FAN		SMOKE AND CARBON MO. DETECTOR		SPEAKER
			EXHAUST FAN WITH LIGHT		ELECTRIC SERVICE METER
					110V DUPLEX OUTLET
					110V QUAD OUTLET
					110V DUPLEX FLOOR OUTLET
					110V DUPLEX OUTLET SINGLE POLE CIRCUIT
					220V DUPLEX OUTLET
					110V DUPLEX OUTLET
					110V 1/2 SWITCHED DUPLEX OUTLET
					DOOR BELL
					ELECTRICAL PANEL
					TELEPHONE/DATA JACK
					TELEVISION / CABLE JACK


ELECTRICAL NOTES:

1. WALL MOUNTED FIXTURES ARE SHOWN FOR CLARITY AND DO NOT REFLECT LOCATION ON CEILING.
2. CONTRACTOR TO VERIFY ALL CODES ARE MET WITH MOUNTING HEIGHTS OF FIXTURES.
3. CONTRACTOR TO PROVIDE ADEQUATE SUPPORT FOR ALL FIXTURES.
4. DOWNLIGHT SIZES MAY VARY, SEE SPECS.
5. ALL SWITCHES TO BE DIMMERS THROUGHOUT HOUSE.
6. ALL BEDROOM & LIVING AREAS TO BE SUPPLIED WITH ARC FAULT CIRCUITS PER NEC 210.12.



**ARCOLOGY
STUDIO**

ARCOLOGY STUDIO, LLC
6017 Pine Ridge Rd #236
Naples, FL 34119
tel: 239-920-1432
office@arcology-studio.com



THIS DRAWING IS PROPRIETARY TO ARCOLOGY STUDIO, LLC. UNAUTHORIZED USE, DISTRIBUTION OR REPRODUCTION IS PROHIBITED. PRIOR TO WRITTEN CONSENT FROM ARCOLOGY STUDIO, LLC.

PROJECT:
**525 VIA VENETO #101
NAPLES, FL 34108**

SHEET TITLE:
**ELECTRICAL PLAN:
FIRST FLOOR**

REVISIONS:

Issued for Permit	
Issued for Const.	
Date	05-15-2026
Scale	1/4" = 1'-0" OR AS SHOWN
Drawn by	EJW
Checked by	AEG

SHEET NUMBER:

A1.11

DESIGN DRAWINGS
FOR REVIEW/BUDGETS ONLY

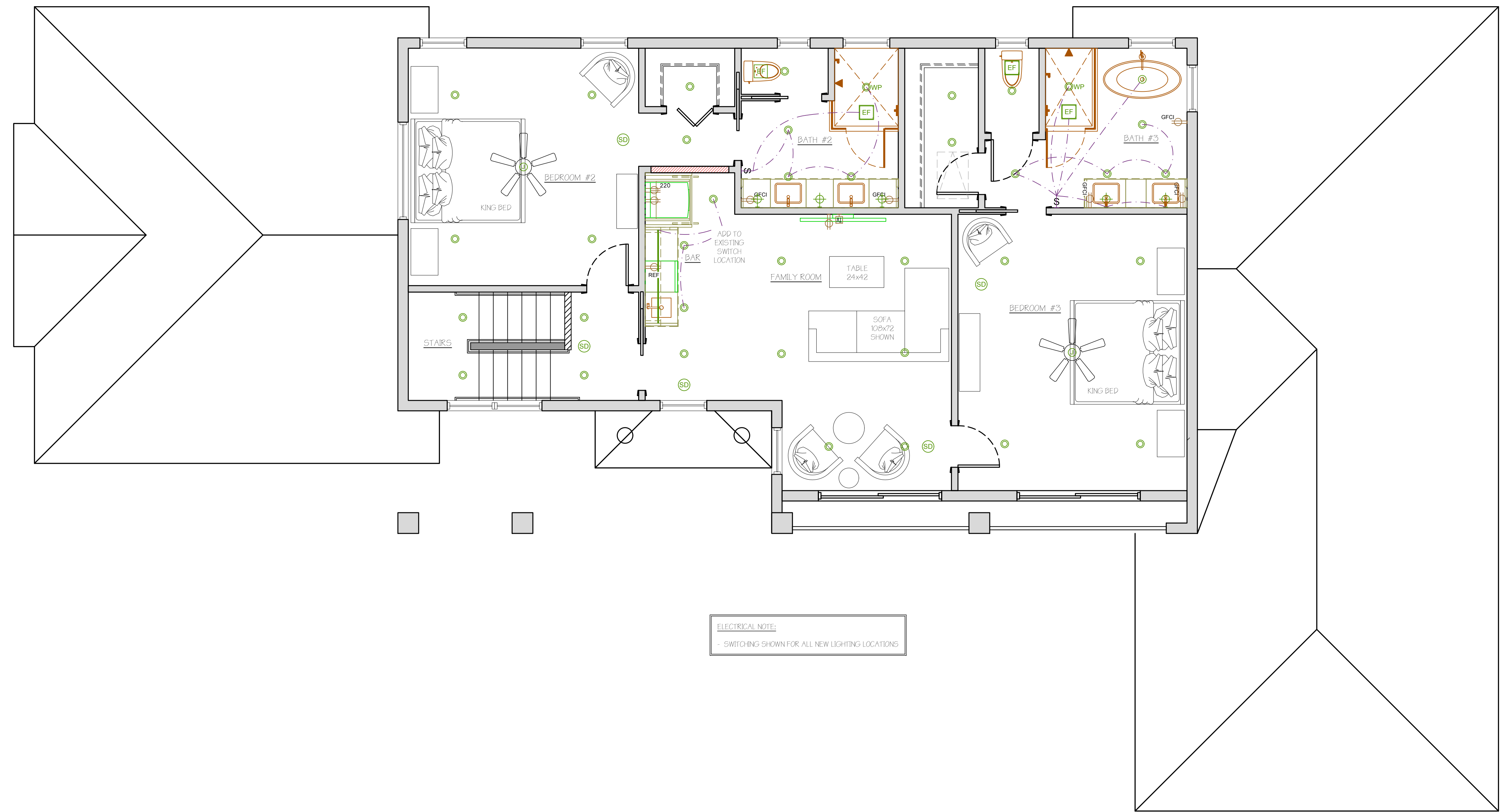
DISCLAIMER:
THIS DRAWING IS MEANT TO CONVEY DESIGN CONCEPTS ONLY AND IS NOT MEANT FOR CONSTRUCTION.

A FIRST FLOOR ELECTRICAL PLAN
SCALE: 1/4" = 1'-0"

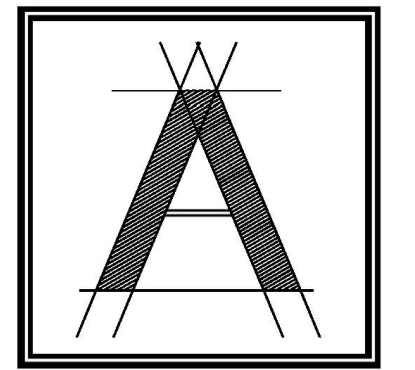
ELECTRICAL LEGEND					
SYMBOL	DESCRIPTION	SYMBOL	DESCRIPTION	SYMBOL	DESCRIPTION
	DOWNLIGHT		WALLWASHER		LIGHTING CONTROL SWITCH
	SURFACE MOUNTED FIXTURE		HANGING PENDANT FIXTURE		EXTERIOR WALL FIXTURE
	INTERIOR WALL FIXTURE		STANDARD JUNCTION BOX		ELECTRICAL WHIP
	SOLAR TUBE		UNDERCABINET LIGHTING		TRACK LIGHTING
	CEILING FAN		SMOKE AND CARBON MO. DETECTOR		SPEAKER
			EXHAUST FAN WITH LIGHT		ELECTRIC SERVICE METER
					110V DUPLEX OUTLET
					110V QUAD OUTLET
					110V DUPLEX FLOOR OUTLET
					110V DUPLEX OUTLET SINGLE POLE CIRCUIT
					220V DUPLEX OUTLET
					110V DUPLEX OUTLET
					110V 1/2 SWITCHED DUPLEX OUTLET
					DOOR BELL
					ELECTRICAL PANEL
					TELEPHONE / DATA JACK
					TELEVISION / CABLE JACK

ELECTRICAL NOTES:

1. WALL MOUNTED FIXTURES ARE SHOWN FOR CLARITY AND DO NOT REFLECT LOCATION ON CEILING.
2. CONTRACTOR TO VERIFY ALL CODES ARE MET WITH MOUNTING HEIGHTS OF FIXTURES.
3. CONTRACTOR TO PROVIDE ADEQUATE SUPPORT FOR ALL FIXTURES.
4. DOWNLIGHT SIZES MAY VARY, SEE SPECS.
5. ALL SWITCHES TO BE DIMMERS THROUGHOUT HOUSE.
6. ALL BEDROOM & LIVING AREAS TO BE SUPPLIED WITH ARC FAULT CIRCUITS PER NEC 210.12.




B SECOND FLOOR ELECTRICAL PLAN
SCALE: 1/4" = 1'-0"



**ARCOLOGY
STUDIO**

ARCOLOGY STUDIO, LLC
6017 Pine Ridge Rd #236
Naples, FL 34119
tel: 239-920-1432
office@arcology-studio.com



THIS DRAWING IS PROPRIETARY TO ARCOLOGY STUDIO, LLC. UNAUTHORIZED USE, DISTRIBUTION OR REPRODUCTION IS PROHIBITED. PRIOR TO WRITTEN CONSENT FROM ARCOLOGY STUDIO, LLC.

PROJECT:
**525 VIA VENETO #101
NAPLES, FL 34108**

SHEET TITLE:
**ELECTRICAL PLAN:
SECOND FLOOR**

REVISIONS:

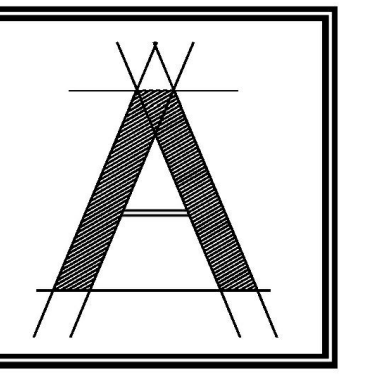
Issued for Permit	Date
	05-15-2026
Issued for Const.	Date

Scale 1/4" = 1'-0" OR AS SHOWN
 Drawn by EJW
 Checked by AEG
SHEET NUMBER:

A1.12


DESIGN DRAWINGS
FOR REVIEW/BUDGETS ONLY

DISCLAIMER:
THIS DRAWING IS MEANT TO CONVEY DESIGN CONCEPTS ONLY AND IS NOT MEANT FOR CONSTRUCTION.

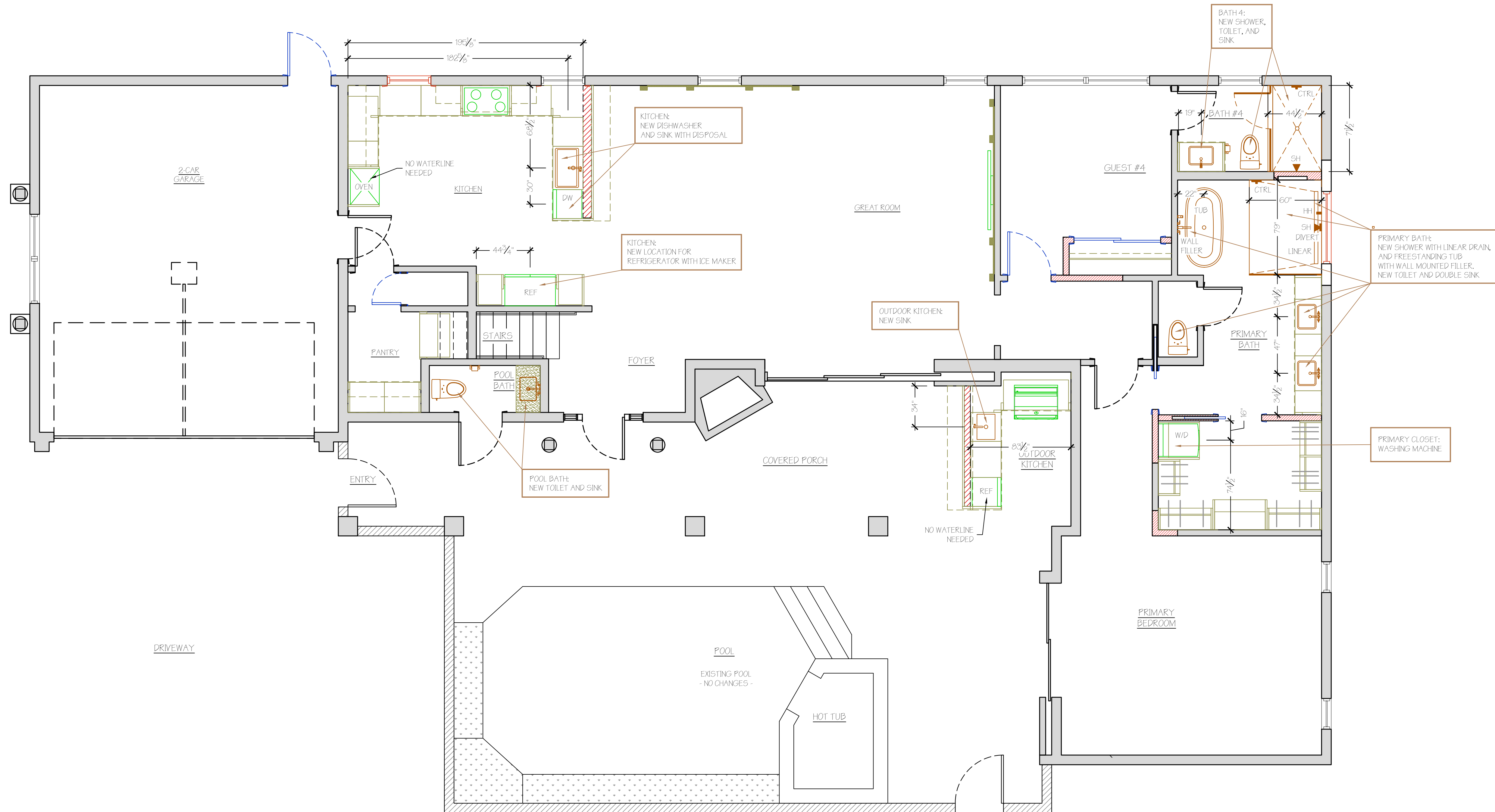


ARCOLOGY
STUDIO

ARCOLOGY STUDIO, LLC
6017 Pine Ridge Rd #236
Naples, FL 34119
tel: 239-920-1432
office@arcology-studio.com



THIS DRAWING IS PROPRIETARY
TO ARCOLOGY STUDIO, LLC.
UNAUTHORIZED USE, DISTRIBUTION
OR REPRODUCTION IS PROHIBITED.
PRIOR TO WRITTEN CONSENT FROM
ARCOLOGY STUDIO, LLC.



PROJECT:
**525 VIA VENETO #101
NAPLES, FL 34108**

SHEET TITLE:
**PLUMBING PLAN:
FIRST FLOOR**

REVISIONS:	
Issued for Permit	
Issued for Const.	
Date	05-15-2026
Scale	1/4" = 1'-0" OR AS SHOWN
Drawn by	EJW
Checked by	AEG

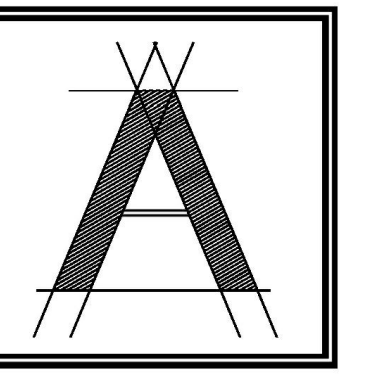
SHEET NUMBER:

A1.13

DESIGN DRAWINGS
FOR REVIEW/BUDGETS ONLY


DISCLAIMER:
THIS DRAWING IS MEANT TO CONVEY
DESIGN CONCEPTS ONLY AND IS NOT
MEANT FOR CONSTRUCTION.

A FIRST FLOOR PLUMBING PLAN
SCALE: 1/4" = 1'-0"

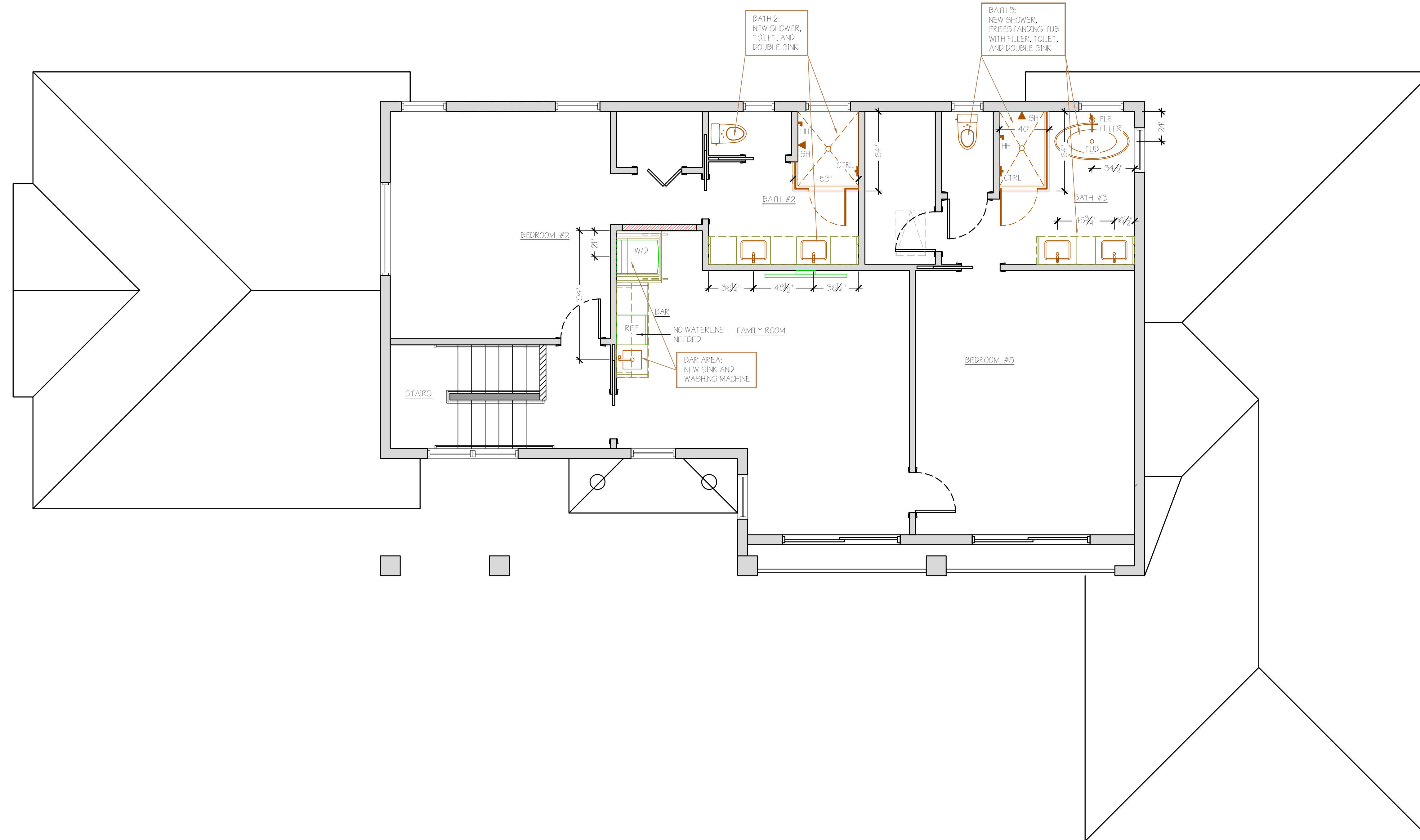


ARCOLOGY
STUDIO

ARCOLOGY STUDIO, LLC
6017 Pine Ridge Rd #236
Naples, FL 34119
tel: 239-920-1432
office@arcology.studio.com



THIS DRAWING IS PROPRIETARY
TO ARCOLOGY STUDIO, LLC.
UNAUTHORIZED USE, DISTRIBUTION
OR REPRODUCTION IS PROHIBITED.
PRIOR TO WRITTEN CONSENT FROM
ARCOLOGY STUDIO, LLC.



PROJECT:
**525 VIA VENETO #101
NAPLES, FL 34108**

SHEET TITLE:
**PLUMBING PLAN:
SECOND FLOOR**

REVISIONS:

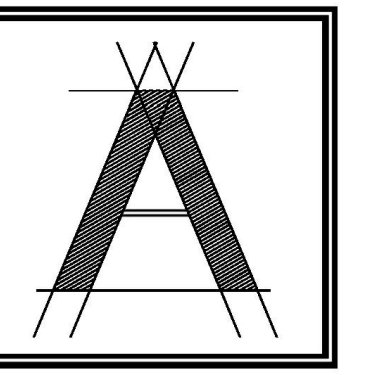
Issued for Permit	
Issued for Const.	
Date	05-15-2026
Scale	1/4" = 1'-0" OR AS SHOWN
Drawn by	EJW
Checked by	AEG

SHEET NUMBER:

A1.14


DESIGN DRAWINGS
FOR REVIEW/BUDGETS ONLY

DISCLAIMER:
THIS DRAWING IS MEANT TO CONVEY
DESIGN CONCEPTS ONLY AND IS NOT
MEANT FOR CONSTRUCTION.



ARCOLOGY
STUDIO

ARCOLOGY STUDIO, LLC
6017 Pine Ridge Rd #236
Naples, FL 34119
tel: 239-920-1432
office@arcology.studio.com



THIS DRAWING IS PROPRIETARY
TO ARCOLOGY STUDIO, LLC.
UNAUTHORIZED USE, DISTRIBUTION
OR REPRODUCTION IS PROHIBITED.
PRIOR TO WRITTEN CONSENT FROM
ARCOLOGY STUDIO, LLC.



PROJECT:
525 VIA VENETO #101
NAPLES, FL 34108

SHEET TITLE:
FLOORING PLAN:
FIRST FLOOR

REVISIONS:

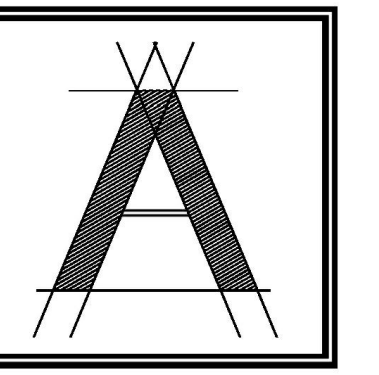
Issued for Permit	
Issued for Const.	
Date	05-15-2026
Scale	1/4" = 1'-0" OR AS SHOWN
Drawn by	EJW
Checked by	AEG

SHEET NUMBER:

A1.15


DESIGN DRAWINGS
FOR REVIEW/BUDGETS ONLY

DISCLAIMER:
THIS DRAWING IS MEANT TO CONVEY
DESIGN CONCEPTS ONLY AND IS NOT
MEANT FOR CONSTRUCTION.

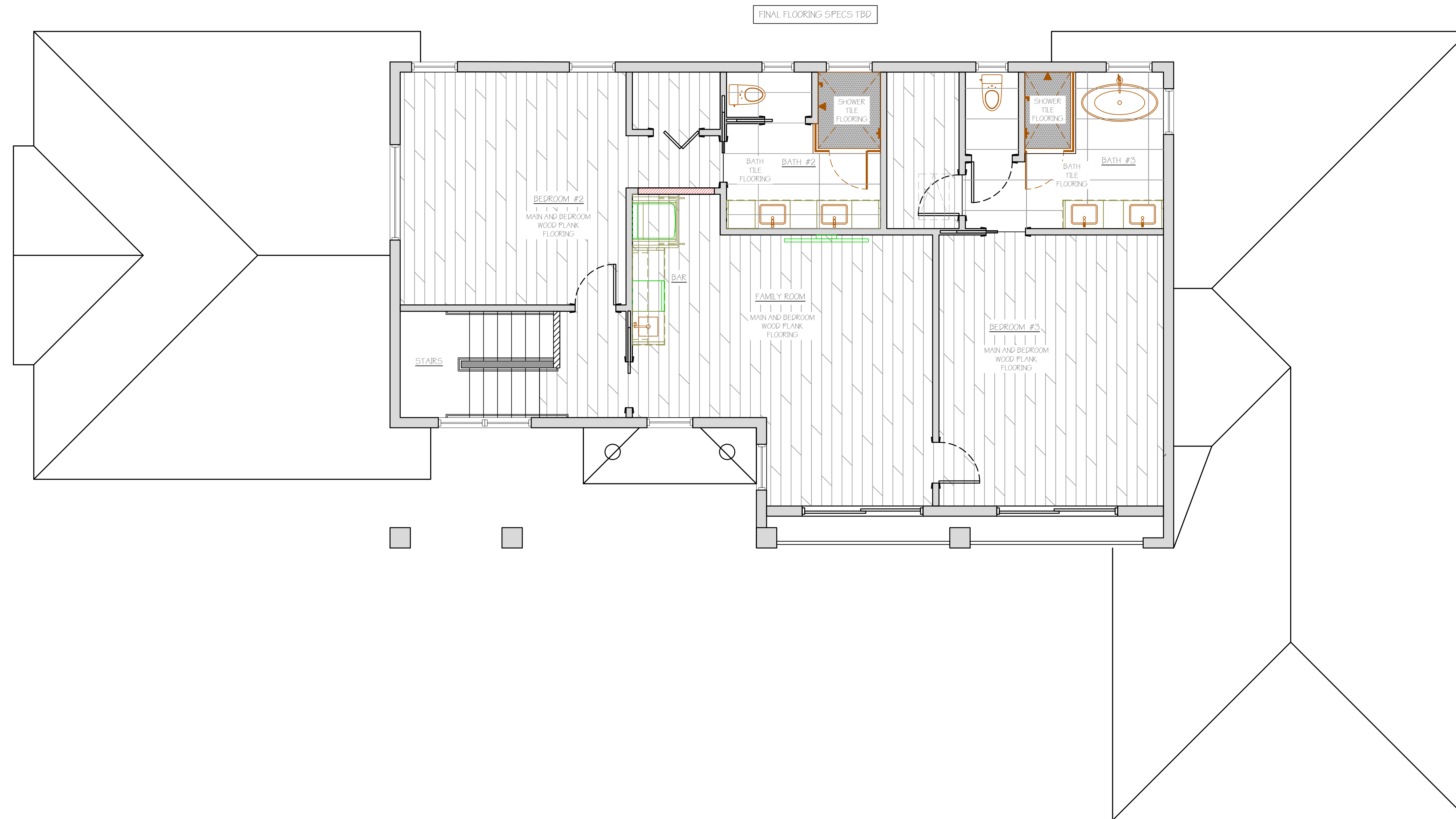


ARCOLOGY
STUDIO

ARCOLOGY STUDIO, LLC
6017 Pine Ridge Rd #236
Naples, FL 34119
tel: 239-920-1432
office@arcology.studio.com



THIS DRAWING IS PROPRIETARY
TO ARCOLOGY STUDIO, LLC.
UNAUTHORIZED USE, DISTRIBUTION
OR REPRODUCTION IS PROHIBITED.
PRIOR TO WRITTEN CONSENT FROM
ARCOLOGY STUDIO, LLC.



PROJECT:
525 VIA VENETO #101
NAPLES, FL 34108

SHEET TITLE:
FLOORING PLAN:
SECOND FLOOR

REVISIONS:

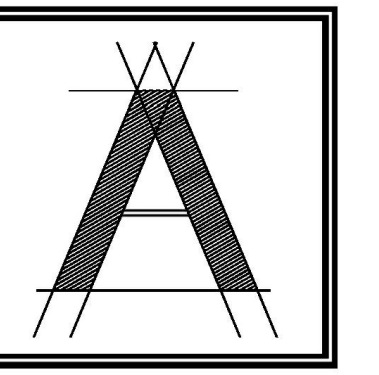
Issued for Permit	
Issued for Const.	
Date	05-15-2026
Scale	1/4" = 1'-0" OR AS SHOWN
Drawn by	EJW
Checked by	AEG

SHEET NUMBER:

A1.16


DESIGN DRAWINGS
FOR REVIEW/BUDGETS ONLY

DISCLAIMER:
THIS DRAWING IS MEANT TO CONVEY
DESIGN CONCEPTS ONLY AND IS NOT
MEANT FOR CONSTRUCTION.

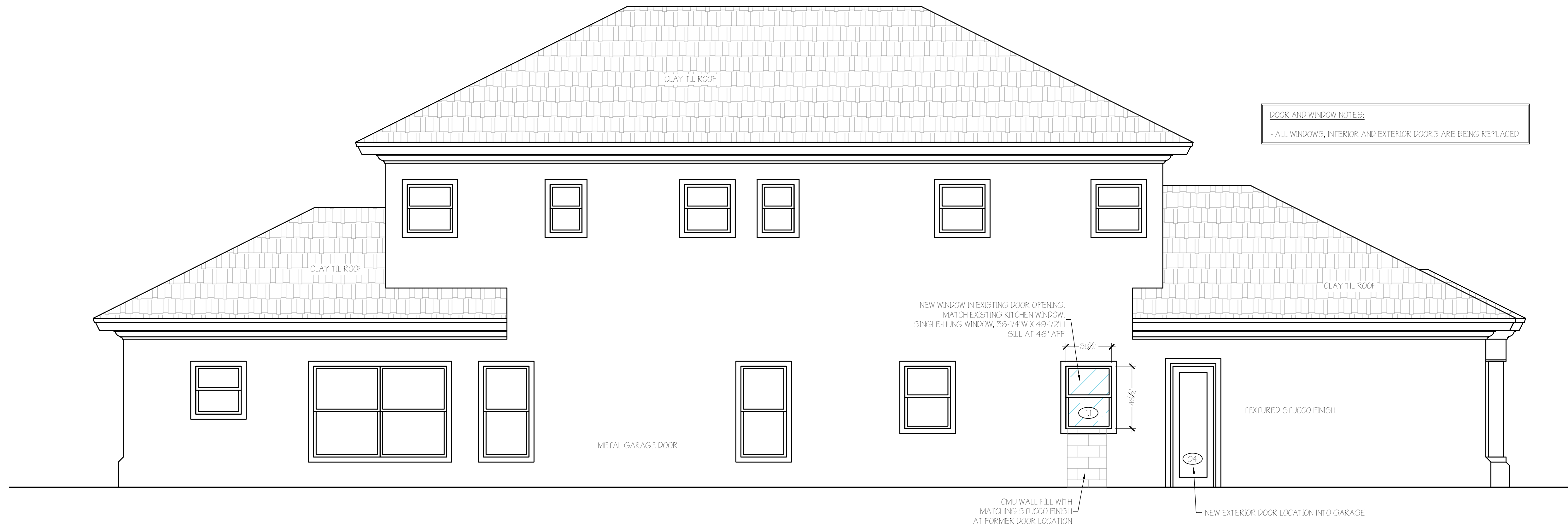


ARCOLOGY
STUDIO

ARCOLOGY STUDIO, LLC
6017 Pine Ridge Rd #236
Naples, FL 34119
tel: 239-920-1432
office@arcologystudio.com



THIS DRAWING IS PROPRIETARY TO ARCOLOGY STUDIO, LLC. UNAUTHORIZED USE, DISTRIBUTION OR REPRODUCTION IS PROHIBITED. PRIOR TO WRITTEN CONSENT FROM ARCOLOGY STUDIO, LLC.



DOOR AND WINDOW NOTES:
- ALL WINDOWS, INTERIOR AND EXTERIOR DOORS ARE BEING REPLACED

B PROPOSED NORTH EXTERIOR ELEVATION (BACK)
SCALE: 1/4" = 1'-0"



DOOR AND WINDOW NOTES:
- ALL WINDOWS, INTERIOR AND EXTERIOR DOORS ARE BEING REPLACED

C PROPOSED EAST EXTERIOR ELEVATION
SCALE: 1/4" = 1'-0"

NO CHANGES TO ELEVATION
SAME AS EXISTING

A PROPOSED SOUTH EXTERIOR ELEVATION (FRONT)
SCALE: 1/4" = 1'-0"

NO CHANGES TO ELEVATION
SAME AS EXISTING

D PROPOSED WEST EXTERIOR ELEVATION (GARAGE SIDE)
SCALE: 1/4" = 1'-0"

PROJECT:
**525 VIA VENETO #101
NAPLES, FL 34108**

SHEET TITLE:
**PROPOSED
EXTERIOR
ELEVATIONS**

REVISIONS:

Date	Description
05-15-2026	Issued for Permit
	Issued for Const.

Scale 1/4" = 1'-0" OR AS SHOWN
 Drawn by EJW
 Checked by AEG
 SHEET NUMBER:

A1.17

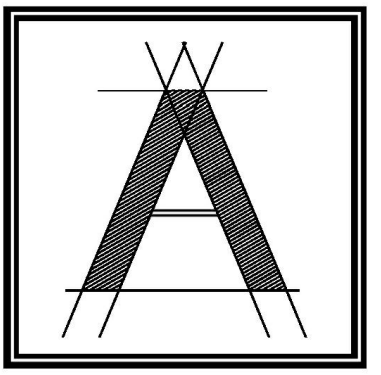
DESIGN DRAWINGS
FOR REVIEW/BUDGETS ONLY

DISCLAIMER:
THIS DRAWING IS MEANT TO CONVEY
DESIGN CONCEPTS ONLY AND IS NOT
MEANT FOR CONSTRUCTION.

DOOR SCHEDULE									
FIRST FLOOR:									
	LOCATION	WIDTH	X HEIGHT	STYLE	TYPE	OPERATION	HARDWARE	LOCK TYPE	NOTES
01	FRONT DOOR - EXTERIOR	5'-6"	10'-0"	MATCH EXISTING	D	SINGLE OUT-SWING	SEE SPEC SHEET	PRIVACY - DEADBOLT	MATCH EXISTING 94" TALL DOOR 36" DOOR, 4" FRAME, 1-1/2" SIDELITES
02	POOL BATH DOOR - EXTERIOR	3'-0"	VERIFY 8'-0"	MATCH EXISTING	A	SINGLE OUT-SWING	SEE SPEC SHEET	PRIVACY	VERIFY SIZE
03	2-CAR GARAGE DOOR	18'-0"	7'-11"	MATCH EXISTING			SEE SPEC SHEET	LOCKING	
04	GARAGE BACK DOOR - EXTERIOR	3'-0"	8'-0"	MATCH EXISTING	A	SINGLE OUT-SWING	SEE SPEC SHEET	PRIVACY - DEADBOLT	NEW DOOR
05	GARAGE DOOR - INTERIOR	3'-0"	8'-0"	MATCH EXISTING	A	SINGLE OUT-SWING	SEE SPEC SHEET	PRIVACY - DEADBOLT	
06	PANTRY DOOR	2'-8"	8'-0"	MATCH EXISTING	A	SINGLE OUT-SWING	SEE SPEC SHEET	PASSAGE	
07	MECHANICAL ROOM DOOR	2'-2"	8'-0"	MATCH EXISTING	A	SINGLE OUT-SWING	SEE SPEC SHEET	PASSAGE	NEW DOOR
08	GUEST #4 DOOR	3'-0"	8'-0"	MATCH EXISTING	A	SINGLE IN-SWING	SEE SPEC SHEET	PRIVACY	NEW DOOR
09	GUEST #4 CLOSET DOOR	6'-0"	8'-0"	MATCH EXISTING	C	BI-PASS SLIDING	SEE SPEC SHEET	PASSAGE	NEW DOOR
10	BATH #4 DOOR	2'-8"	8'-0"	MATCH EXISTING	A	SINGLE IN-SWING	SEE SPEC SHEET	PRIVACY	
11	PRIMARY BEDROOM DOOR	3'-0"	8'-0"	MATCH EXISTING	A	SINGLE IN-SWING	SEE SPEC SHEET	PRIVACY	
12	PRIMARY BATH DOOR	2'-8"	8'-0"	MATCH EXISTING	B	POCKET	SEE SPEC SHEET	PRIVACY	NEW DOOR
13	PRIMARY CLOSET DOOR	3'-0"	8'-0"	MATCH EXISTING	B	POCKET	SEE SPEC SHEET	PASSAGE	NEW DOOR
14	PRIMARY BATH W.C. DOOR	2'-8"	VERIFY 8'-0"	MATCH EXISTING	A	SINGLE OUT-SWING	SEE SPEC SHEET	PRIVACY	VERIFY SIZE
SECOND FLOOR:									
	LOCATION	WIDTH	X HEIGHT	STYLE	TYPE	OPERATION	HARDWARE	LOCK TYPE	NOTES
15	BEDROOM #2 DOOR	2'-8"	8'-0"	MATCH EXISTING	A	SINGLE IN-SWING	SEE SPEC SHEET	PRIVACY	
16	BEDROOM #2 CLOSET DOOR	3'-0"	8'-0"	MATCH EXISTING	E	BI-FOLD	SEE SPEC SHEET	BI-FOLD PASSAGE	
17	BATH #2 DOOR	2'-8"	VERIFY 8'-0"	MATCH EXISTING	B	POCKET	SEE SPEC SHEET	PRIVACY	VERIFY SIZE
18	BATH #2 WATER CLOSET DOOR	2'-8"	8'-0"	MATCH EXISTING	B	POCKET	SEE SPEC SHEET	PRIVACY	
19	FAMILY ROOM DOOR	3'-0"	8'-0"	MATCH EXISTING	B	POCKET	SEE SPEC SHEET	PASSAGE	
20	BEDROOM #3 DOOR	2'-8"	8'-0"	MATCH EXISTING	A	SINGLE IN-SWING	SEE SPEC SHEET	PRIVACY	
21	BATH #3 DOOR	2'-7"	8'-0"	MATCH EXISTING	B	POCKET	SEE SPEC SHEET	PRIVACY	
22	BATH #3 CLOSET DOOR	2'-8"	8'-0"	MATCH EXISTING	A	SINGLE IN-SWING	SEE SPEC SHEET	PASSAGE	
23	BATH #3 WATER CLOSET DOOR	2'-8"	8'-0"	MATCH EXISTING	A	SINGLE OUT-SWING	SEE SPEC SHEET	PRIVACY	


DOOR AND WINDOW NOTES:

- ALL EXISTING INTERIOR DOORS ARE BEING REPLACED
- ALL EXISTING NON-IMPACT WINDOWS AND SLIDING GLASS DOORS ARE BEING REPLACED WITH NEW IMPACT-RATED ALUMINUM FRAME WINDOWS AND SLIDING GLASS DOORS, SIZE-FOR-SIZE.
- ALL INTERIOR DOORS WILL GO TO THE NEW HEIGHT OF 8'-0"
- ALL EXTERIOR DOORS WILL REMAIN THE SAME HEIGHT.



**ARCOLOGY
STUDIO**

ARCOLOGY STUDIO, LLC
6017 Pine Ridge Rd #236
Naples, FL 34119
tel: 239-920-1432
office@arcologystudio.com



THIS DRAWING IS PROPRIETARY TO ARCOLOGY STUDIO, LLC. UNAUTHORIZED USE, DISTRIBUTION OR REPRODUCTION IS PROHIBITED. PRIOR TO WRITTEN CONSENT FROM ARCOLOGY STUDIO, LLC.

PROJECT:
**525 VIA VENETO #101
NAPLES, FL 34108**

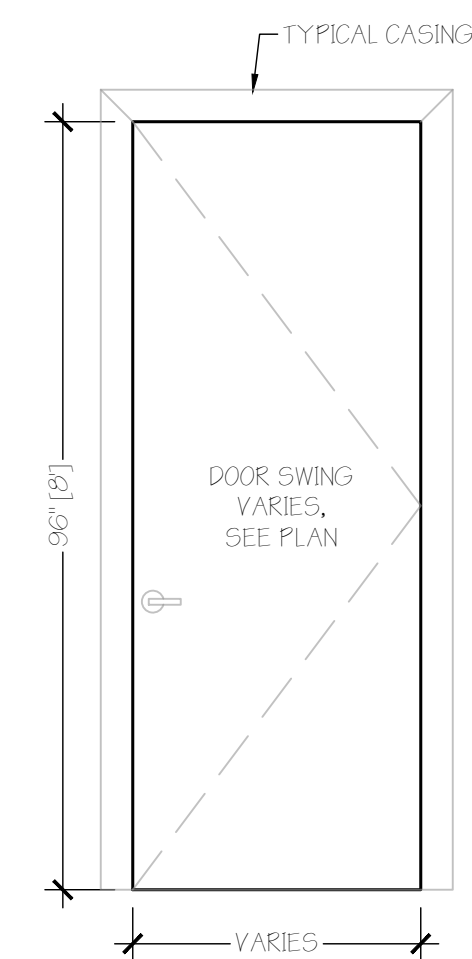
SHEET TITLE:
**DOOR SCHEDULE
AND DETAILS**

REVISIONS:
Issued for Permit
Issued for Const.
Date 05-15-2026
Scale 1/4" = 1'-0" OR AS SHOWN
Drawn by EJW
Checked by AEG
SHEET NUMBER:


A1.18

DESIGN DRAWINGS
FOR REVIEW/BUDGETS ONLY

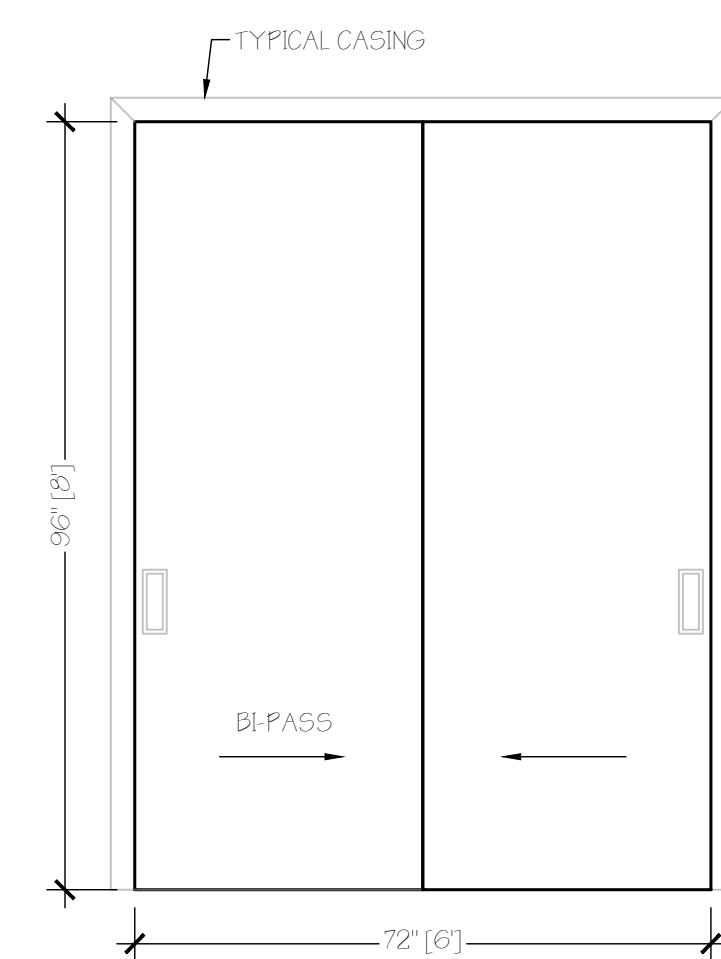
DISCLAIMER:
THIS DRAWING IS MEANT TO CONVEY DESIGN CONCEPTS ONLY AND IS NOT MEANT FOR CONSTRUCTION.



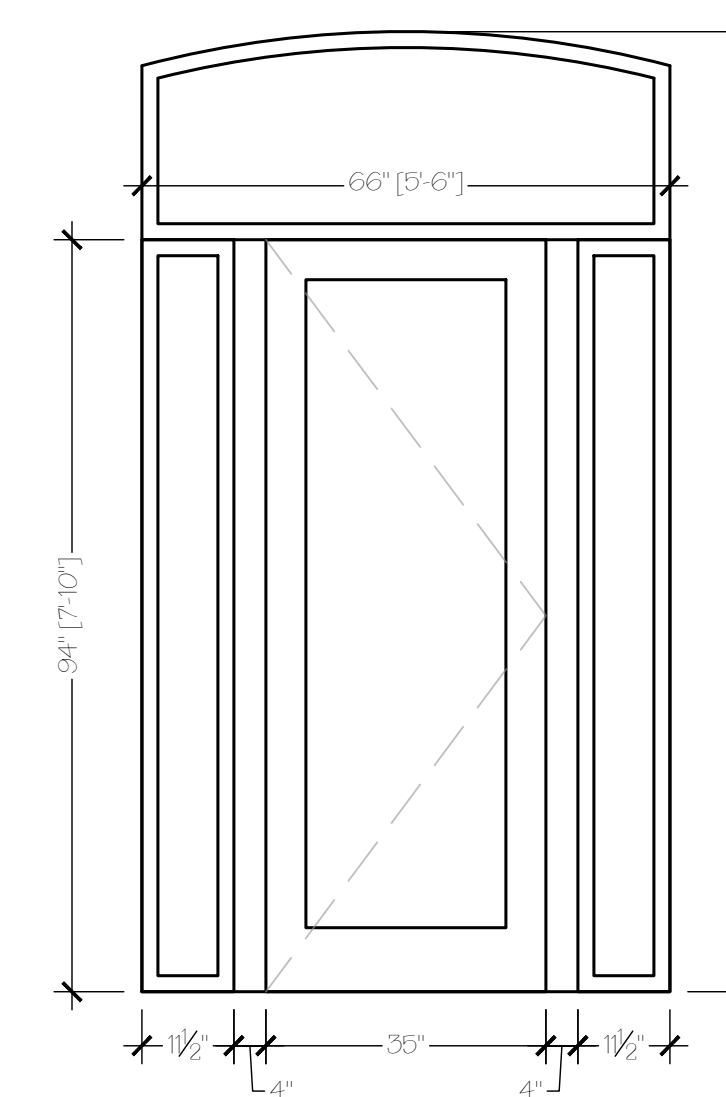
TYPE A: TYPICAL SWING DOOR



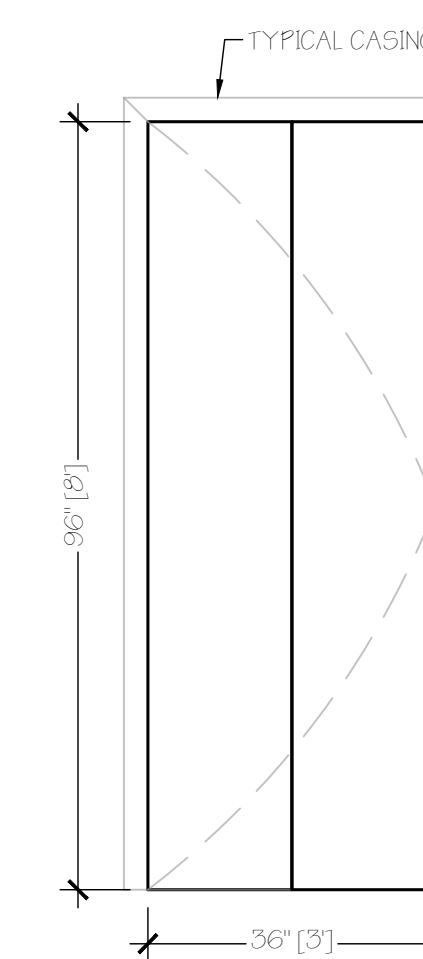
TYPE B: POCKET DOOR



TYPE C: BI-PASS



TYPE D: FRONT DOOR WITH SIDELITES



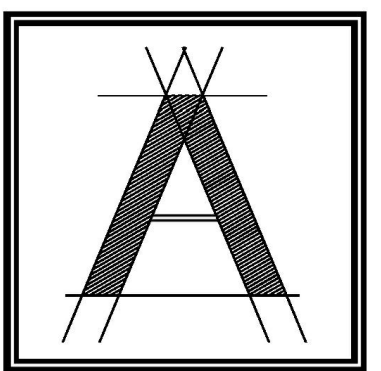
TYPE E: BI-FOLD

DOOR TYPE ELEVATIONS

WINDOW SCHEDULE									
FIRST FLOOR:									
	LOCATION	WIDTH	X HEIGHT	OPENING	SILL HEIGHT	SPEC	TYPE	OPERATION	NOTES
10	GARAGE	74"	76"	SAME AS EXG	-	IMPACT-RATED ALUMINUM FRAME	B	DBL SINGLE-HUNG	REPLACE EXISTING
11	KITCHEN	36-1/4"	49-1/2"	CLOSE DOWN	46" ARF	IMPACT-RATED ALUMINUM FRAME	A	SINGLE-HUNG	INSTALLS IN EXISTING DOOR OPENING
12	KITCHEN	36-1/4"	49-1/2"	SAME AS EXG	46" ARF	IMPACT-RATED ALUMINUM FRAME	A	SINGLE-HUNG	REPLACE EXISTING
13	GREAT ROOM	36"	75"	SAME AS EXG	19-3/4" AFF	IMPACT-RATED ALUMINUM FRAME	A	SINGLE-HUNG	REPLACE EXISTING
14	KITCHEN	36"	75"	SAME AS EXG	19-3/4" AFF	IMPACT-RATED ALUMINUM FRAME	A	SINGLE-HUNG	REPLACE EXISTING
15	GUEST #4	105-1/2"	75"	SAME AS EXG	21-1/4" AFF	IMPACT-RATED ALUMINUM FRAME	B	DBL SINGLE-HUNG	REPLACE EXISTING
16	BATH 4	36"	37-1/2"	SAME AS EXG	57-1/4" AFF	IMPACT-RATED ALUMINUM FRAME WITH PRIVACY GLASS	C	CASEMENT	REPLACE EXISTING MATCH PRIVACY GLASS
17	PRIMARY BATH	60"	18"	CLOSE DOWN	96" AFF	IMPACT-RATED ALUMINUM FRAME	D	FIXED TRANSOM	NEW WINDOW AND LOCATION IN SHOWER
18	PRIMARY BEDROOM	25-1/2"	75"	SAME AS EXG	20" AFF	IMPACT-RATED ALUMINUM FRAME	A	SINGLE-HUNG	REPLACE EXISTING
19	PRIMARY BEDROOM	25-1/2"	75"	SAME AS EXG	20" AFF	IMPACT-RATED ALUMINUM FRAME	A	SINGLE-HUNG	REPLACE EXISTING
110	PRIMARY BEDROOM	94-3/4"	94"	SAME AS EXG	N/A	IMPACT-RATED ALUMINUM FRAME	E	SLIDING DOOR	REPLACE EXISTING
111	GREAT ROOM	140-1/2"	94"	SAME AS EXG	N/A	IMPACT-RATED ALUMINUM FRAME	F	SLIDING DOOR 3-PANEL	REPLACE EXISTING
SECOND FLOOR:									
	LOCATION	WIDTH	X HEIGHT	OPENING	SILL HEIGHT	SPEC	TYPE	OPERATION	NOTES
20	BEDROOM #2	75"	13"	SAME AS EXG	77" AFF	IMPACT-RATED ALUMINUM FRAME	D	FIXED TRANSOM	REPLACE EXISTING
21	BEDROOM #2	36"	75"	SAME AS EXG	15-1/2" AFF	IMPACT-RATED ALUMINUM FRAME	A	SINGLE-HUNG	REPLACE EXISTING
22	BEDROOM #2	36"	75"	SAME AS EXG	15-1/2" AFF	IMPACT-RATED ALUMINUM FRAME	A	SINGLE-HUNG	REPLACE EXISTING
23	BATH #2 WATER CLOSET	25-1/4"	37-1/2"	SAME AS EXG	53" AFF	IMPACT-RATED ALUMINUM FRAME WITH PRIVACY GLASS	C	CASEMENT	REPLACE EXISTING MATCH PRIVACY GLASS
24	BATH #2 SHOWER	36"	36"	SAME AS EXG	53" AFF	IMPACT-RATED ALUMINUM FRAME WITH PRIVACY GLASS	D	FIXED TRANSOM	REPLACE EXISTING MATCH PRIVACY GLASS
25	BATH #3 WATER CLOSET	25-1/4"	37-1/2"	SAME AS EXG	53-1/4" AFF	IMPACT-RATED ALUMINUM FRAME WITH PRIVACY GLASS	C	CASEMENT	REPLACE EXISTING MATCH PRIVACY GLASS
26	BATH #3	36"	37-1/4"	SAME AS EXG	53" AFF	IMPACT-RATED ALUMINUM FRAME WITH PRIVACY GLASS	C	CASEMENT	REPLACE EXISTING MATCH PRIVACY GLASS
27	BATH #3	36"	37-1/4"	SAME AS EXG	53" AFF	IMPACT-RATED ALUMINUM FRAME WITH PRIVACY GLASS	C	CASEMENT	REPLACE EXISTING MATCH PRIVACY GLASS
28	BEDROOM #3	96"	94"	SAME AS EXG	N/A	IMPACT-RATED ALUMINUM FRAME	E	SLIDING DOOR	REPLACE EXISTING
29	FAMILY ROOM	96"	94"	SAME AS EXG	N/A	IMPACT-RATED ALUMINUM FRAME	E	SLIDING DOOR	REPLACE EXISTING
210	FAMILY ROOM	36"	75"	SAME AS EXG	15" AFF	IMPACT-RATED ALUMINUM FRAME	A	SINGLE-HUNG	REPLACE EXISTING
211	FAMILY ROOM	36"	75"	SAME AS EXG	15" AFF	IMPACT-RATED ALUMINUM FRAME	A	SINGLE-HUNG	REPLACE EXISTING
212	STAIR WELL	73"	75"	SAME AS EXG	15-1/2" FROM 2ND FLOOR	IMPACT-RATED ALUMINUM FRAME	B	DBL SINGLE-HUNG	REPLACE EXISTING


DOOR AND WINDOW NOTES:

- ALL EXISTING INTERIOR DOORS ARE BEING REPLACED
- ALL EXISTING NON-IMPACT WINDOWS AND SLIDING GLASS DOORS ARE BEING REPLACED WITH NEW IMPACT-RATED ALUMINUM FRAME WINDOWS AND SLIDING GLASS DOORS, SIZE-FOR-SIZE.
- ALL INTERIOR DOORS WILL GO TO THE NEW HEIGHT OF 8'-0"
- ALL EXTERIOR DOORS WILL REMAIN THE SAME HEIGHT.



**ARCOLOGY
STUDIO**

ARCOLOGY STUDIO, LLC
6017 Pine Ridge Rd #236
Naples, FL 34119
tel: 239-920-1432
office@arcollogystudio.com



THIS DRAWING IS PROPRIETARY TO ARCOLOGY STUDIO, LLC. UNAUTHORIZED USE, DISTRIBUTION OR REPRODUCTION IS PROHIBITED. PRIOR TO WRITTEN CONSENT FROM ARCOLOGY STUDIO, LLC.

PROJECT:
**525 VIA VENETO #101
NAPLES, FL 34108**

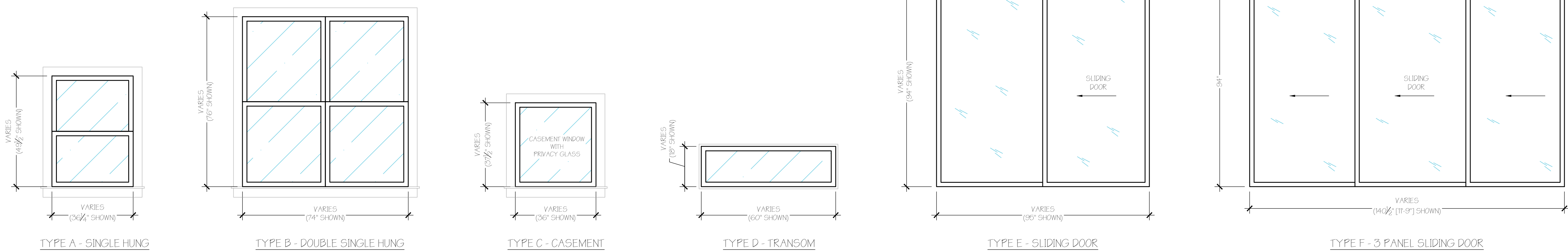
SHEET TITLE:
**WINDOW SCHEDULE
AND DETAILS**

REVISIONS:
Issued for Permit
Issued for Const.
Date: 05-15-2026
Scale: 1/4" = 1'-0" OR AS SHOWN
Drawn by: EJW
Checked by: AEG
SHEET NUMBER:

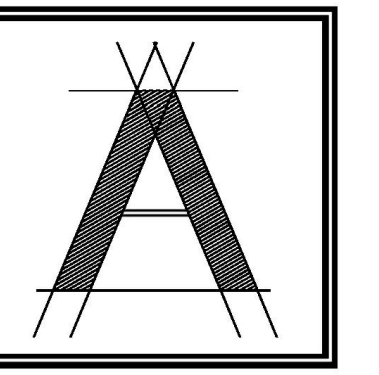
A1.19

DESIGN DRAWINGS FOR REVIEW/BUDGETS ONLY

DISCLAIMER: THIS DRAWING IS MEANT TO CONVEY DESIGN CONCEPTS ONLY AND IS NOT MEANT FOR CONSTRUCTION.




WINDOW TYPE ELEVATIONS

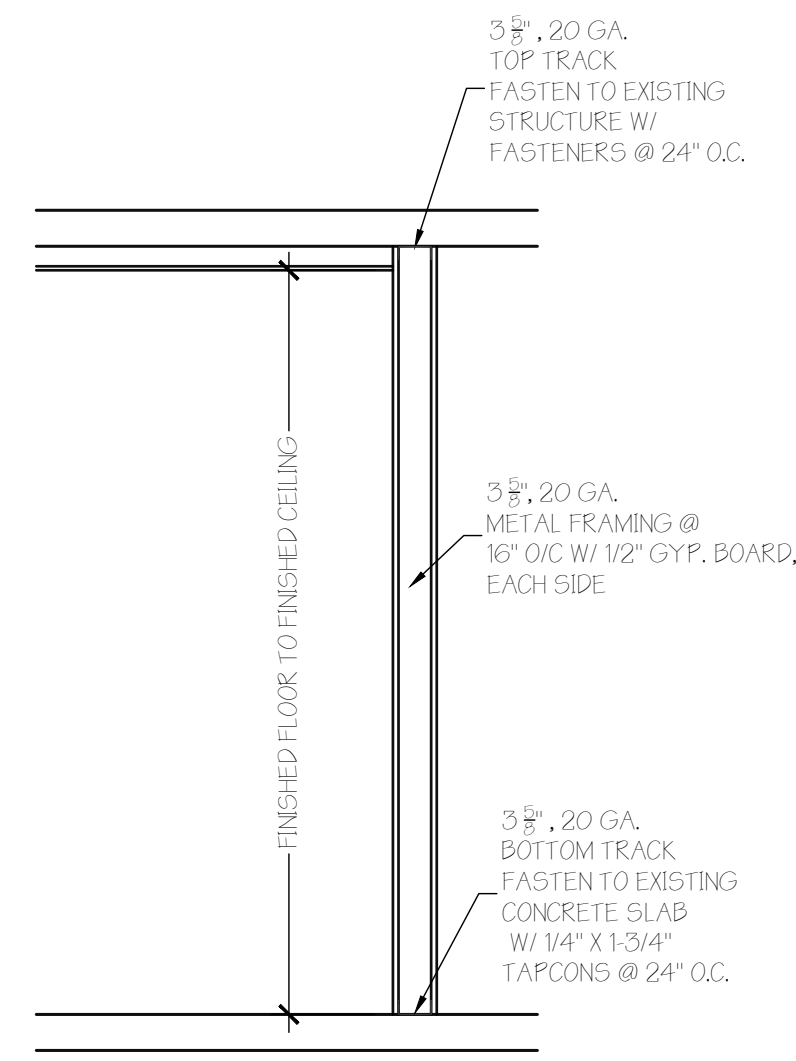


ARCOLOGY
STUDIO

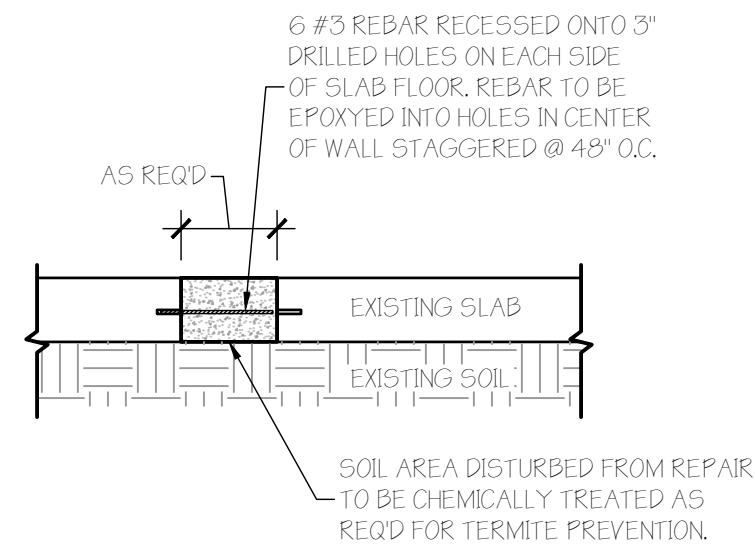
ARCOLOGY STUDIO, LLC
6017 Pine Ridge Rd #236
Naples, FL 34119
tel: 239-920-1432
office@arcology.studio.com



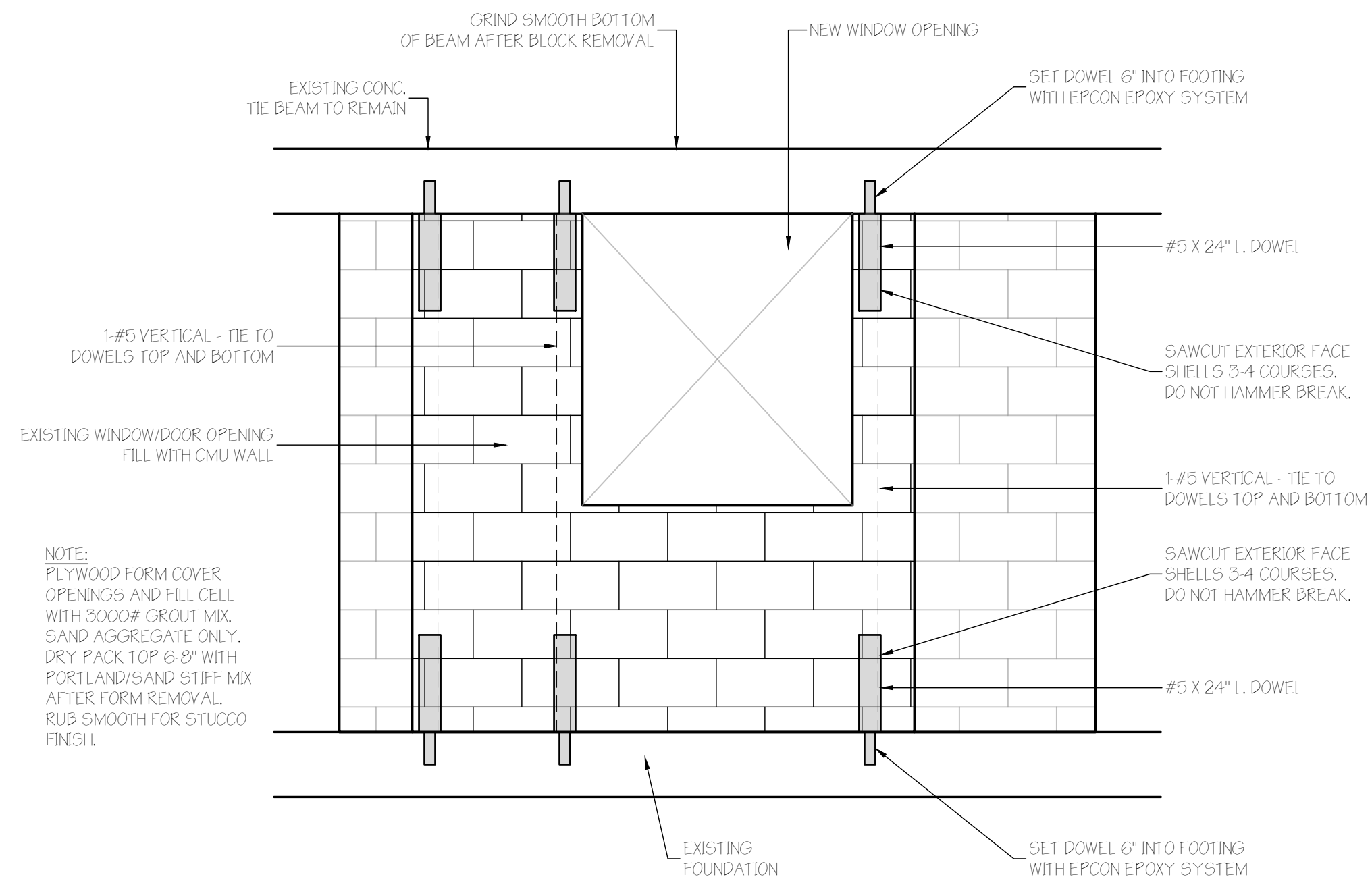
THIS DRAWING IS PROPRIETARY TO ARCOLOGY STUDIO, LLC. UNAUTHORIZED USE, DISTRIBUTION OR REPRODUCTION IS PROHIBITED. PRIOR TO WRITTEN CONSENT FROM ARCOLOGY STUDIO, LLC.



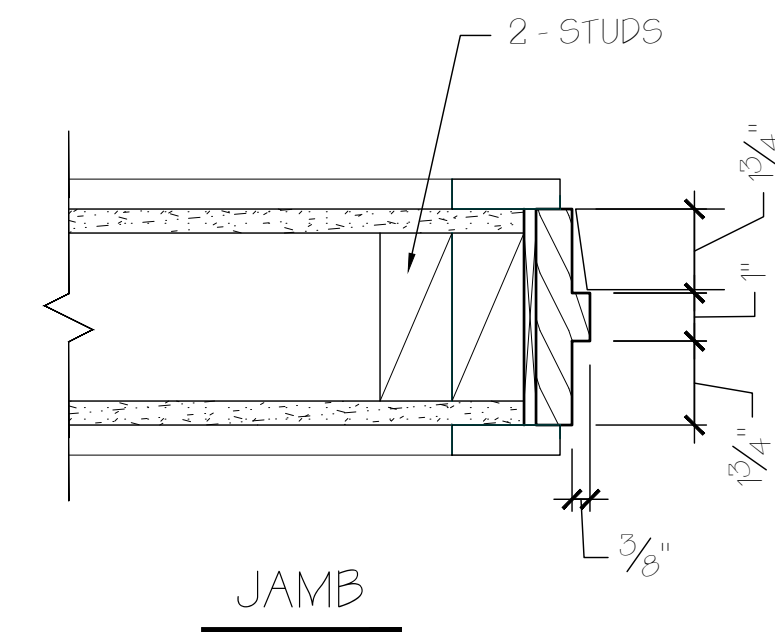
1 TYPICAL WALL SECTION
SCALE: 1/2" = 1'-0"



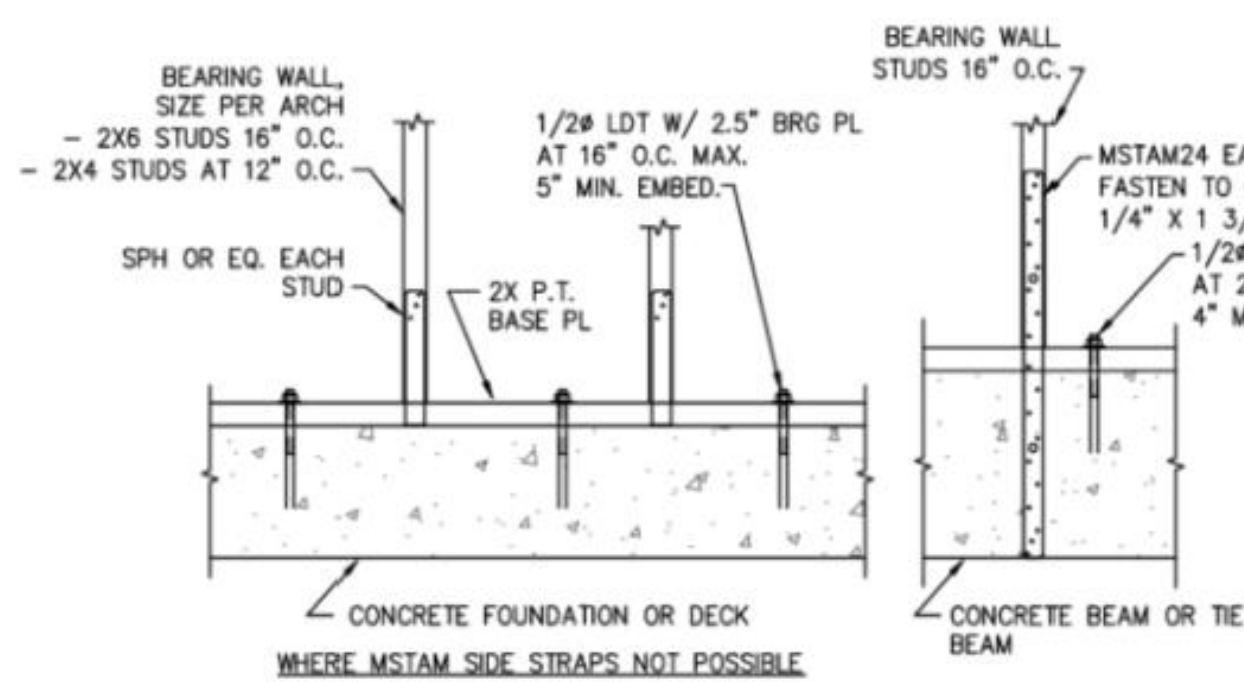
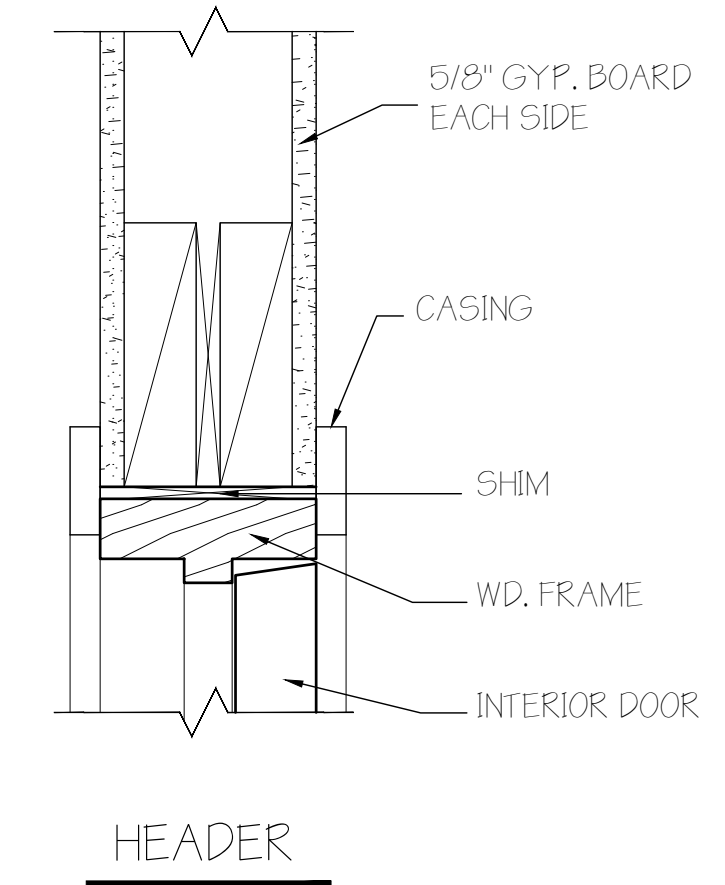
2 SLAB REPAIR DETAIL
SCALE: 1/2" = 1'-0"



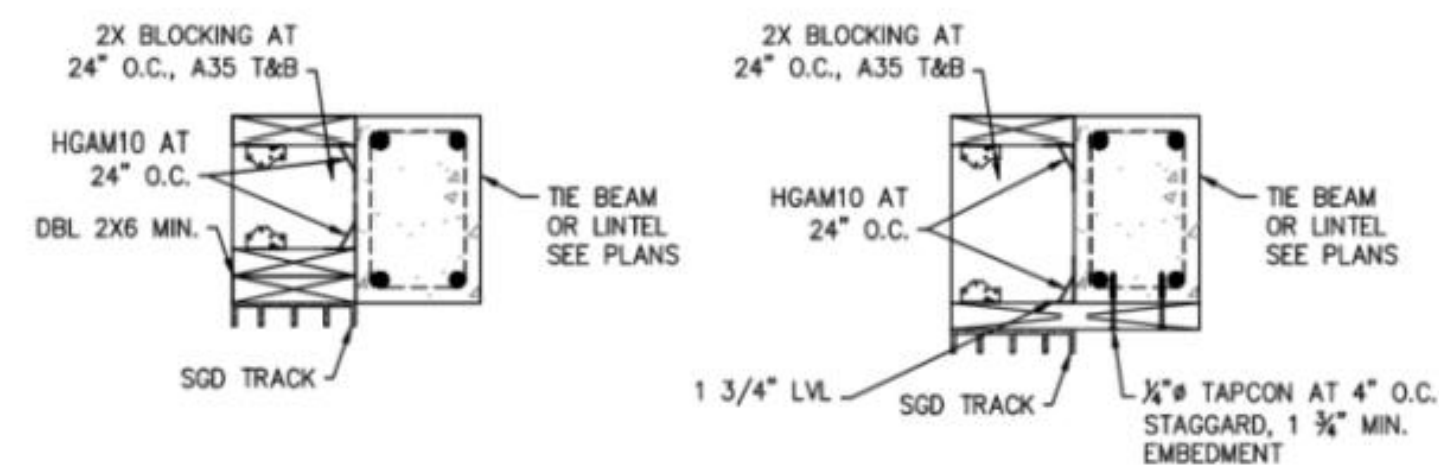
3 CMU WALL FILL IN DETAIL
SCALE: 1/2" = 1'-0"



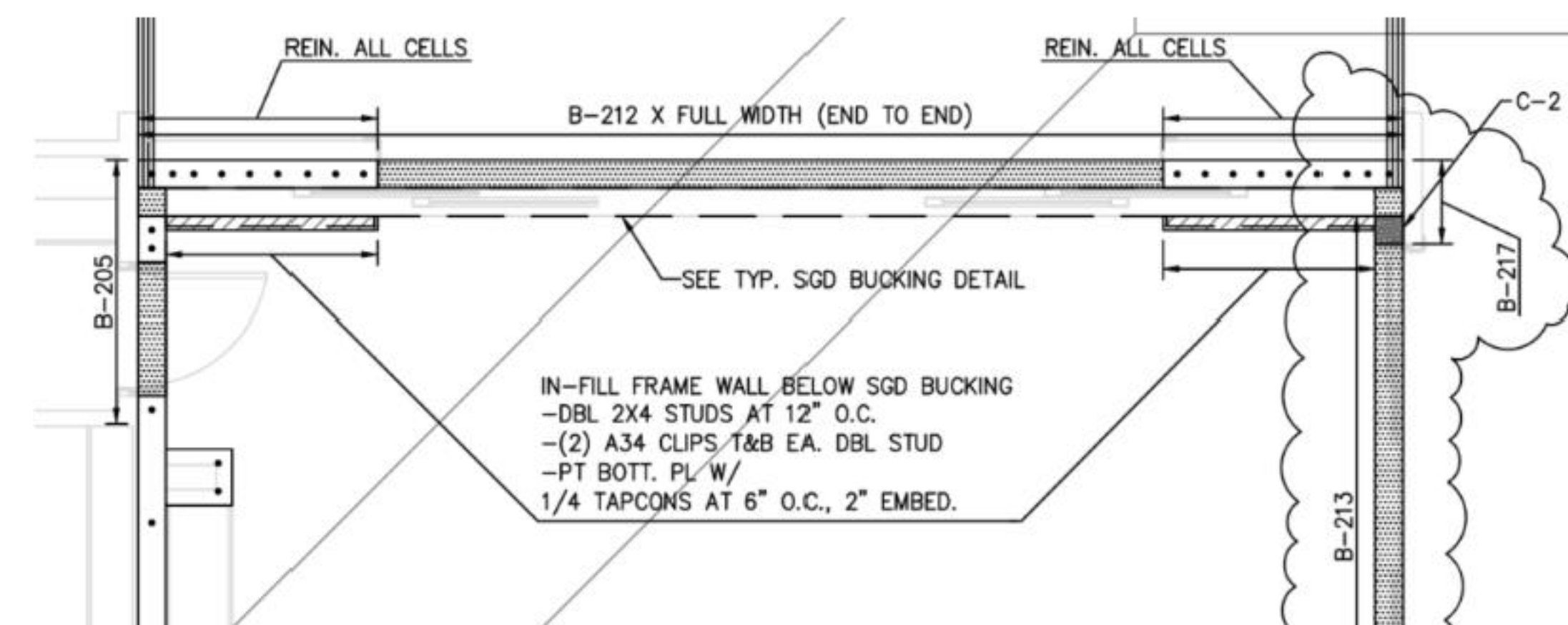
4 INTERIOR DOOR DETAILS
SCALE: 3" = 1'-0"



TYPICAL FRAME BEARING WALL ON CONCRETE DETAILS



BUCKING OPTION AT SGD



IN-FILL FRAME WALL BELOW SGD BUCKING
-DBL 2X4 STUDS AT 12" O.C.
-(2) A34 CLIPS T&B EA. DBL STUD
-PT BOTT. PL/W/
1/4 TAPCONS AT 6" O.C., 2" EMBED.

POCKET SLIDER FRAMED WALL DETAILS

PROJECT:
525 VIA VENETO #101
NAPLES, FL 34108

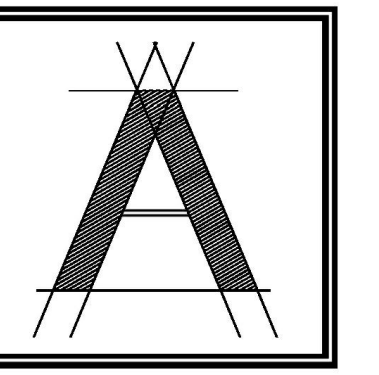
SHEET TITLE:
DETAILS

REVISIONS:	
Issued for Permit	
Issued for Const.	
Date	05-15-2026
Scale	1/4" = 1'-0" OR AS SHOWN
Drawn by	EJW
Checked by	AEG
SHEET NUMBER:	

A1.20


DESIGN DRAWINGS
FOR REVIEW/BUDGETS ONLY

DISCLAIMER:
THIS DRAWING IS MEANT TO CONVEY DESIGN CONCEPTS ONLY AND IS NOT MEANT FOR CONSTRUCTION.



ARCOLOGY
STUDIO

ARCOLOGY STUDIO, LLC
6017 Pine Ridge Rd #236
Naples, FL 34119
tel: 239-920-1432
office@arcologystudio.com



THIS DRAWING IS PROPRIETARY TO ARCOLOGY STUDIO, LLC. UNAUTHORIZED USE, DISTRIBUTION OR REPRODUCTION IS PROHIBITED. PRIOR TO WRITTEN CONSENT FROM ARCOLOGY STUDIO, LLC.

PROJECT:
**525 VIA VENETO #101
NAPLES, FL 34108**

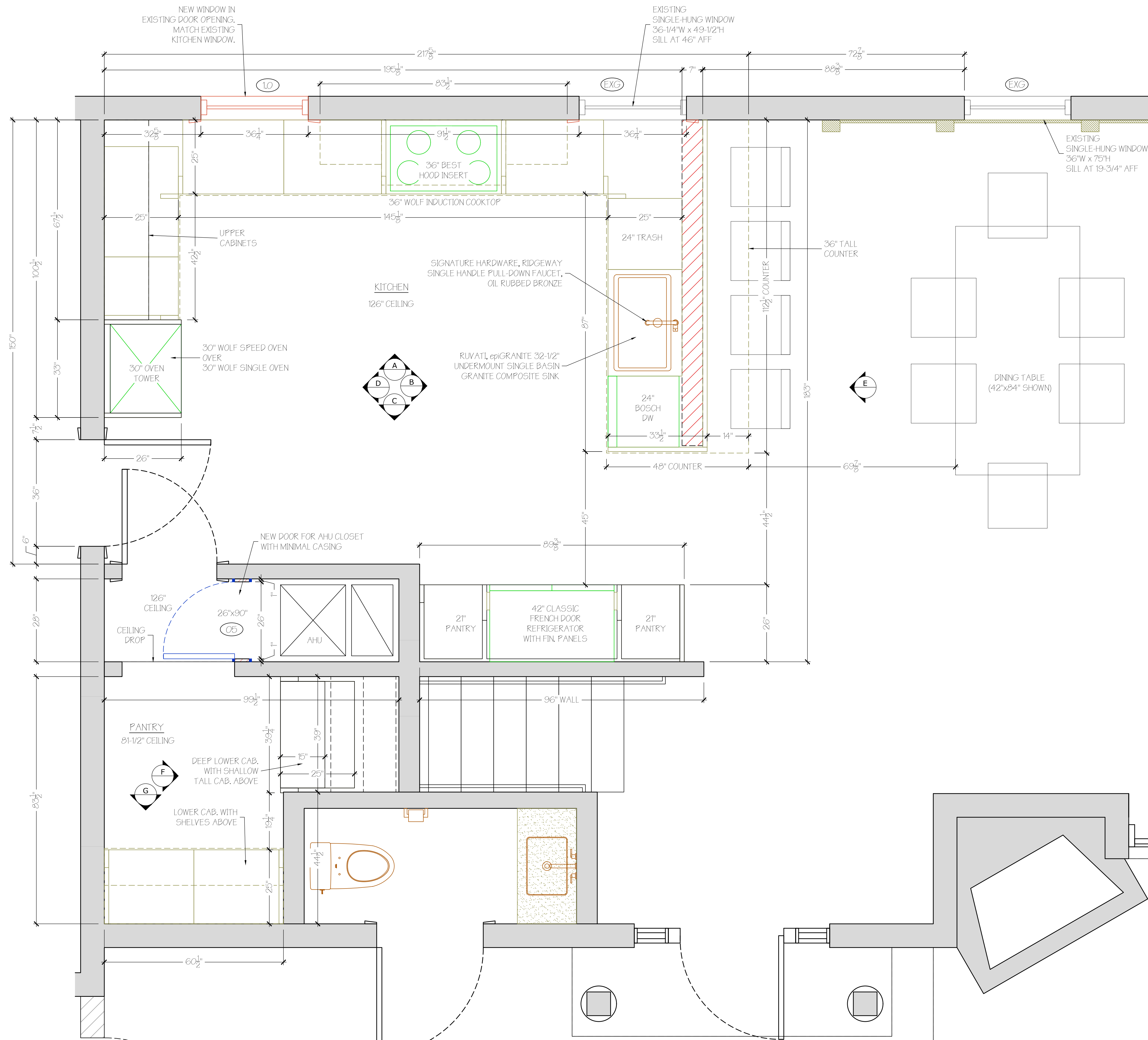
SHEET TITLE:
KITCHEN AND PANTRY DESIGN

REVISIONS:
Issued for Permit
Issued for Const.
Date 05-15-2026
Scale 1/4" = 1'-0" OR AS SHOWN
Drawn by EJW
Checked by AEG
SHEET NUMBER:

A2.00

DESIGN DRAWINGS
FOR REVIEW/BUDGETS ONLY

DISCLAIMER:
THIS DRAWING IS MEANT TO CONVEY DESIGN CONCEPTS ONLY AND IS NOT MEANT FOR CONSTRUCTION.



KITCHEN CABINETRY FINISH SPECS:
DOOR STYLE: SAVOY 10MM
EXTERIOR CABINET FINISH: MULFORD, FLAT RWO
INTERIOR CABINET FINISH: BODRUM WALNUT
DRAWER BOX FINISH: GRAPHITE VIONARO
COUNTERTOP: NATURAL STONE - TBD
BACKSPLASH: EMSER TILE - BIZOU - WHITE/CREAM
HOOD: NATURAL STONE - TBD

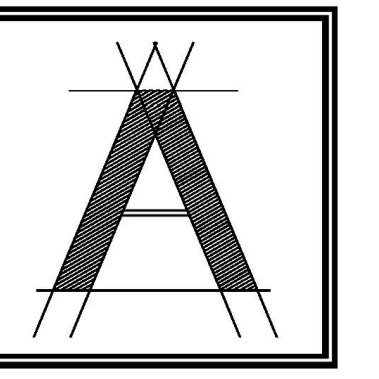
KITCHEN APPLIANCE LIST:
HOOD INSERT: 36" BEST
COOKTOP: 36" WOLF INDUCTION
SPEED OVEN: 30" WOLF
SINGLE OVEN: 30" WOLF
REFRIGERATOR: 42" SZ - PANELED CLASSIC FRENCH DOOR
DISHWASHER: 24" BOSCH DW

KITCHEN PLUMBING LIST:
KITCHEN FAUCET: SIGNATURE HARDWARE, RIDGEWAY SINGLE HANDLE PULL-DOWN FINISH: OIL RUBBED BRONZE
KITCHEN SINK: RUVATI, EPIGRANITE 32-1/2" UM
GARBAGE DISPOSAL: TBD - INSINKERATOR

PANTRY CABINETRY FINISH SPECS:
DOOR STYLE: SAVOY 10MM
EXTERIOR CABINET FINISH: CHANTILLY LACE, MATTE
INTERIOR CABINET FINISH: BODRUM WALNUT
DRAWER BOX FINISH: GRAPHITE VIONARO
COUNTERTOP: NATURAL STONE
BACKSPLASH: EMSER TILE - BIZOU - WHITE/CREAM


KITCHEN AND PANTRY BACKSPLASH TILE:
TILE SPEC: EMSER TILE, BIZOU - WHITE/CREAM
TILE QTY: 65 SQFT, PLUS WASTE

KITCHEN AND PANTRY PLAN
SCALE: 3/4"=1'-0"



ARCOLOGY
STUDIO

ARCOLOGY STUDIO, LLC
6017 Pine Ridge Rd #236
Naples, FL 34119
tel: 239-920-1432
office@arcology.studio.com



THIS DRAWING IS PROPRIETARY TO ARCOLOGY STUDIO, LLC. UNAUTHORIZED USE, DISTRIBUTION OR REPRODUCTION IS PROHIBITED. PRIOR TO WRITTEN CONSENT FROM ARCOLOGY STUDIO, LLC.

PROJECT:
**525 VIA VENETO #101
NAPLES, FL 34108**

SHEET TITLE:
KITCHEN DESIGN

REVISIONS:
Issued for Permit

Issued for Const.

Date: 05-15-2026

Scale: 1/4" = 1'-0" OR AS SHOWN

Drawn by: EJV

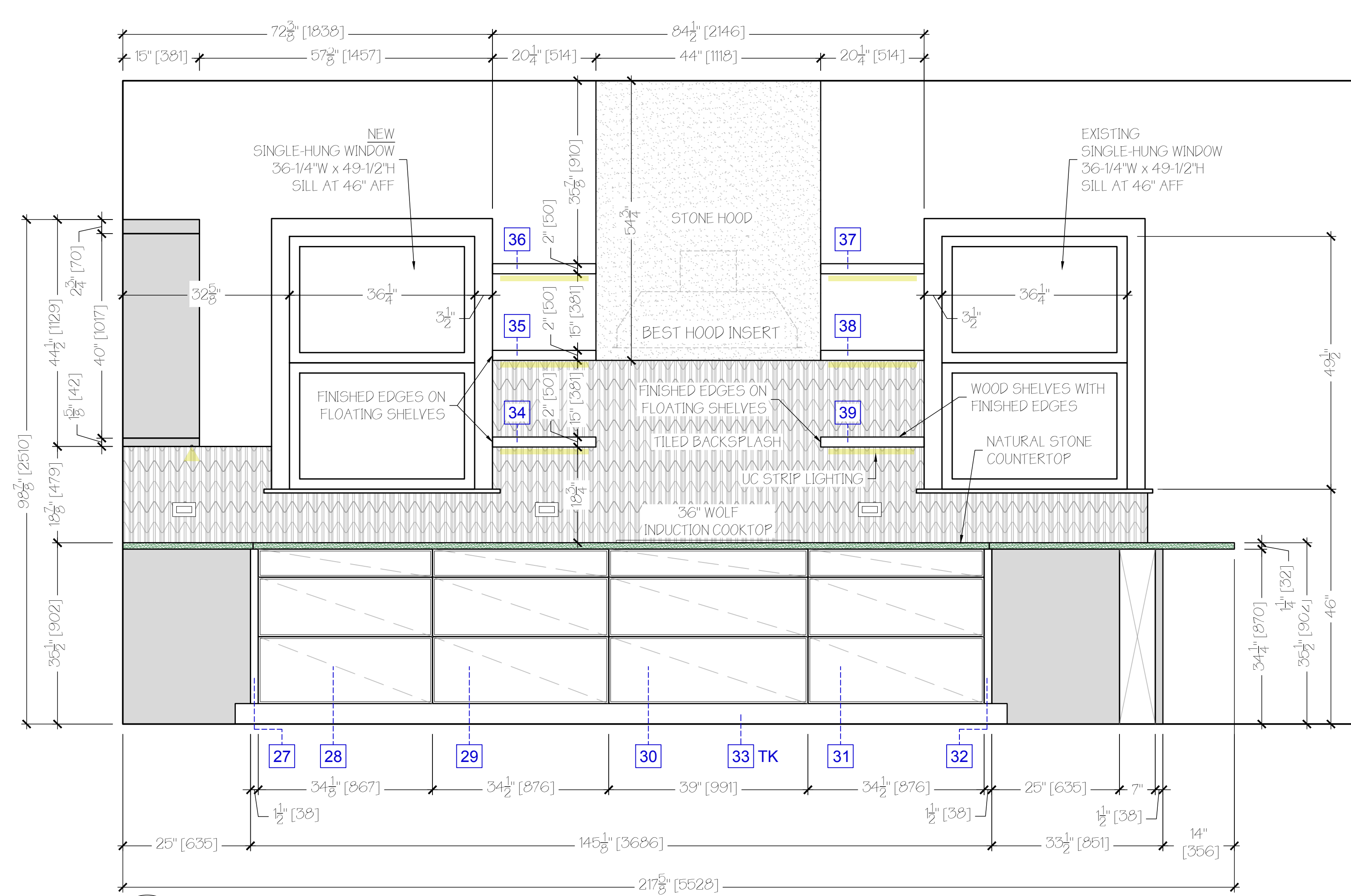
Checked by: AEG

SHEET NUMBER:

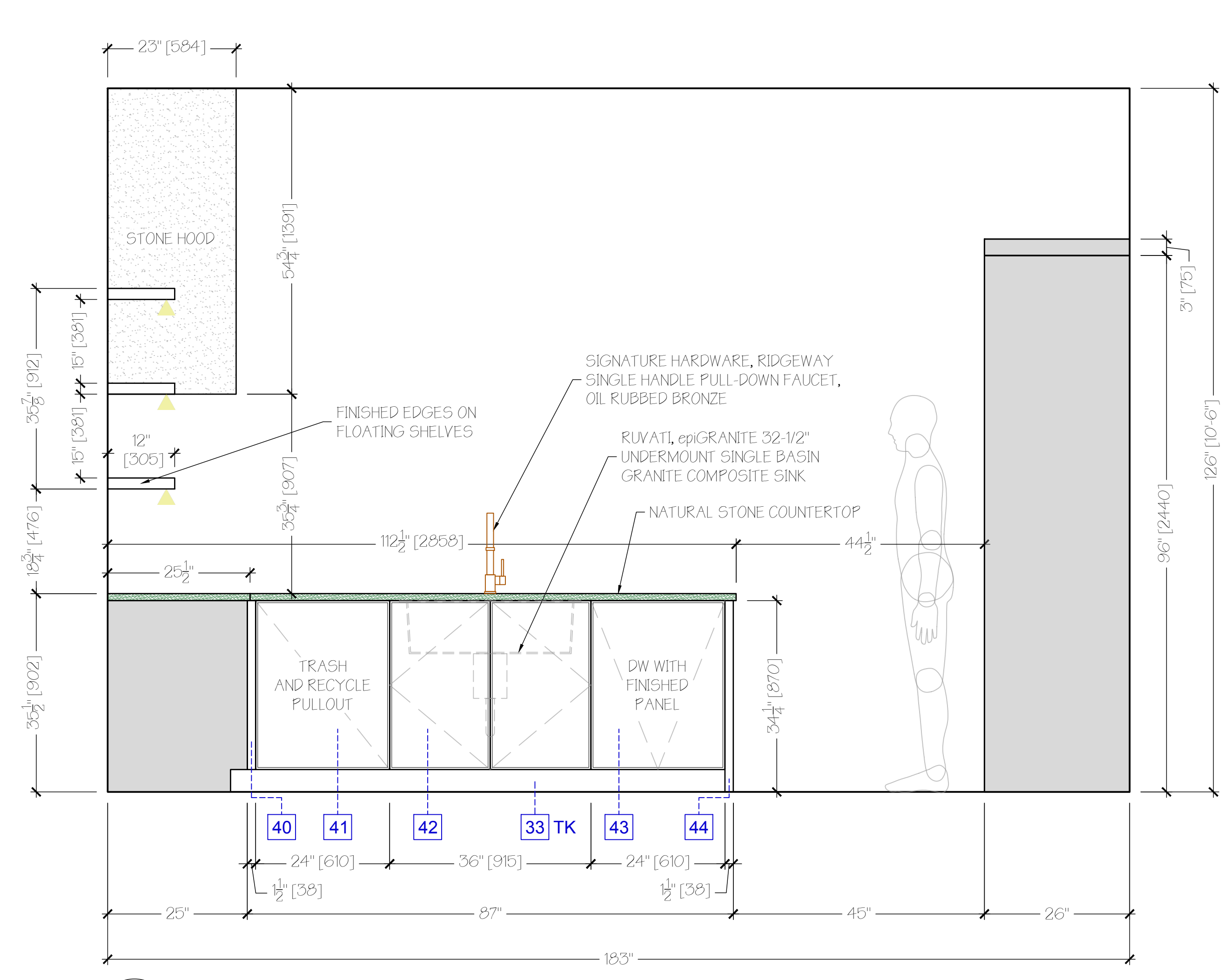
A2.01

DESIGN DRAWINGS
FOR REVIEW/BUDGETS ONLY

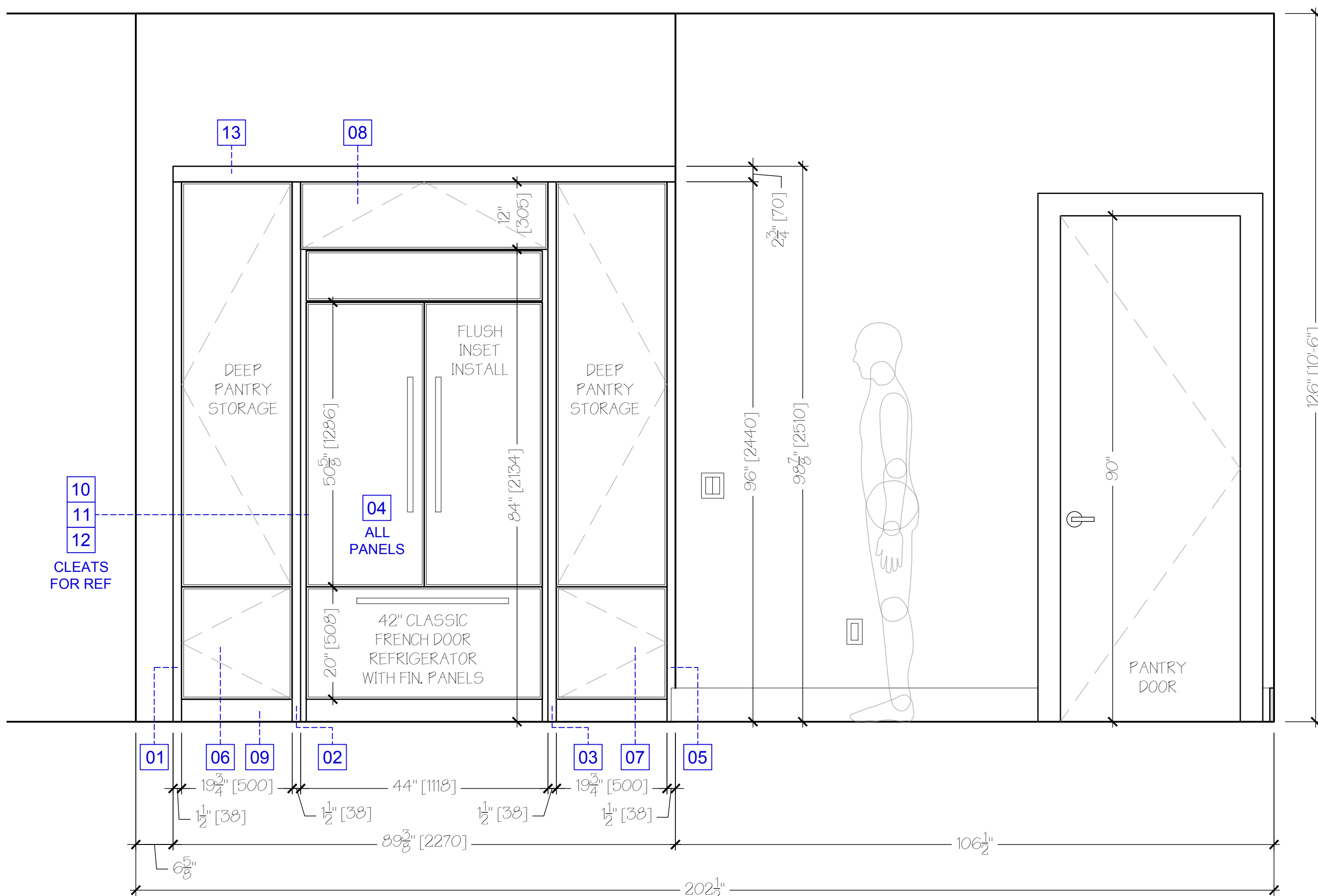
DISCLAIMER:
THIS DRAWING IS MEANT TO CONVEY DESIGN CONCEPTS ONLY AND IS NOT MEANT FOR CONSTRUCTION.



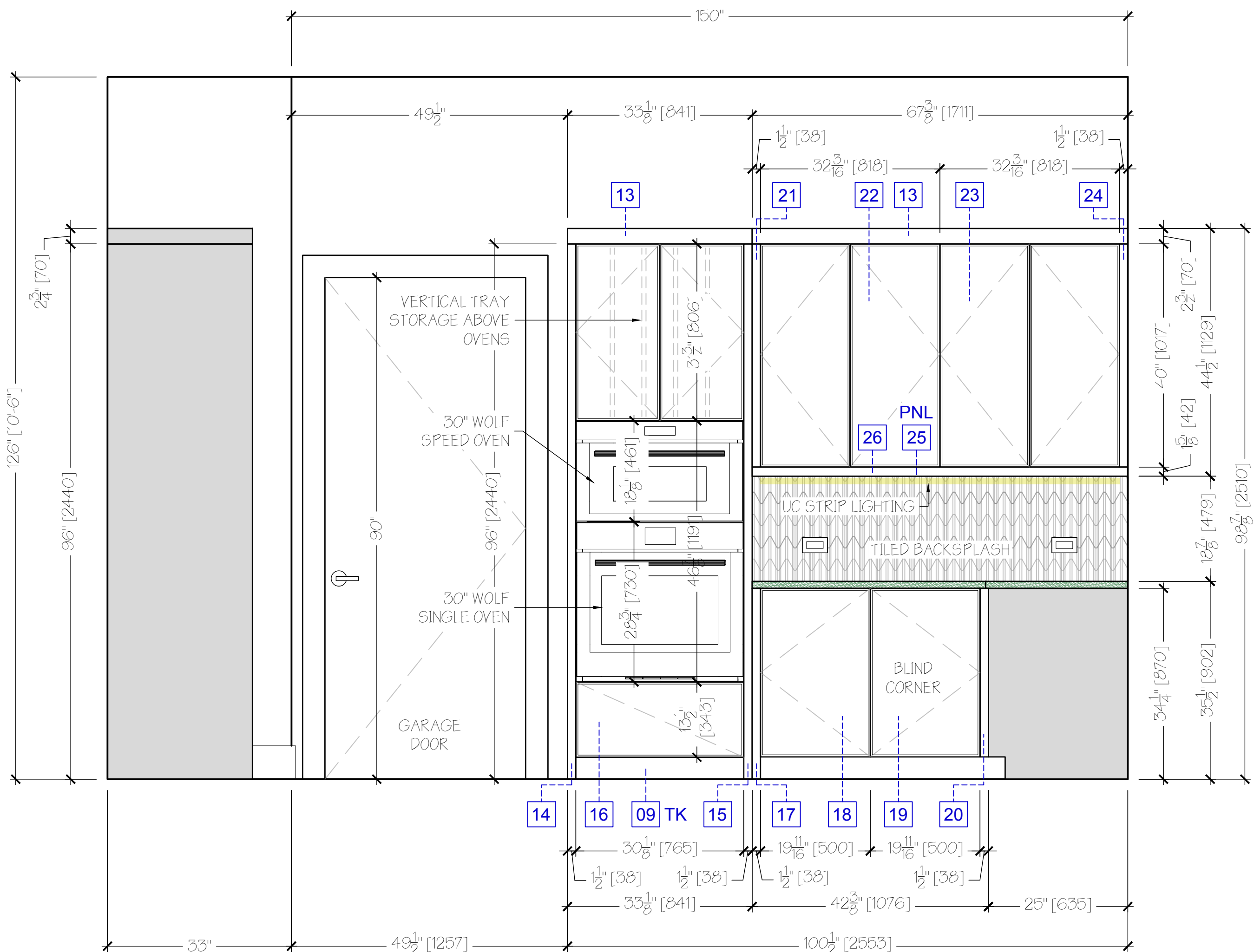
A KITCHEN ELEVATION
SCALE: 3/4"=1'-0"



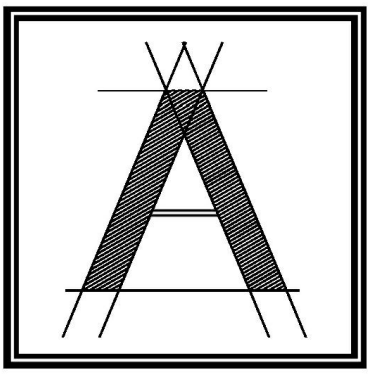
B KITCHEN ELEVATION
SCALE: 3/4"=1'-0"



C KITCHEN ELEVATION
SCALE: 3/4"=1'-0"




D KITCHEN ELEVATION
SCALE: 3/4"=1'-0"

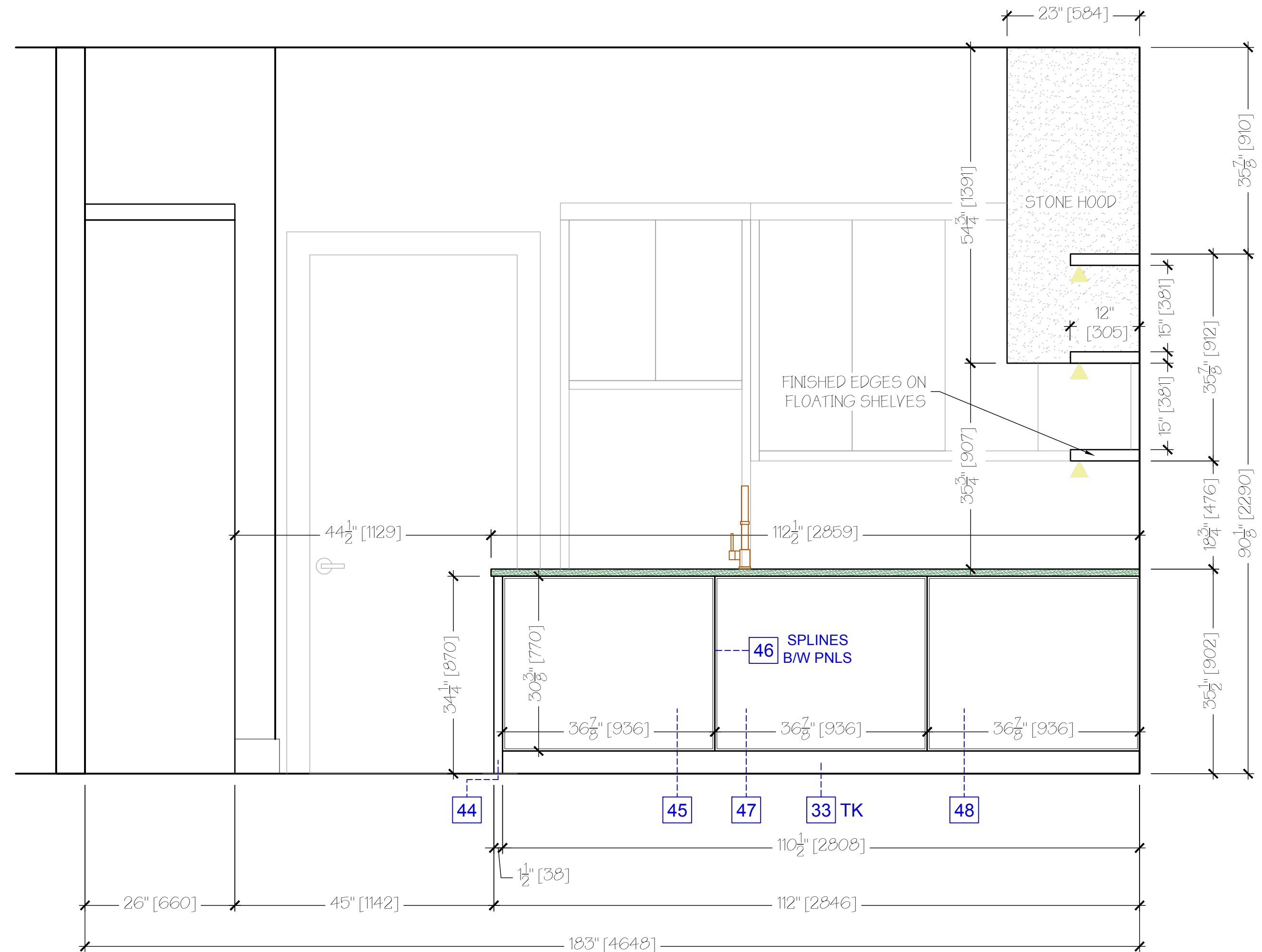


ARCOLOGY
STUDIO

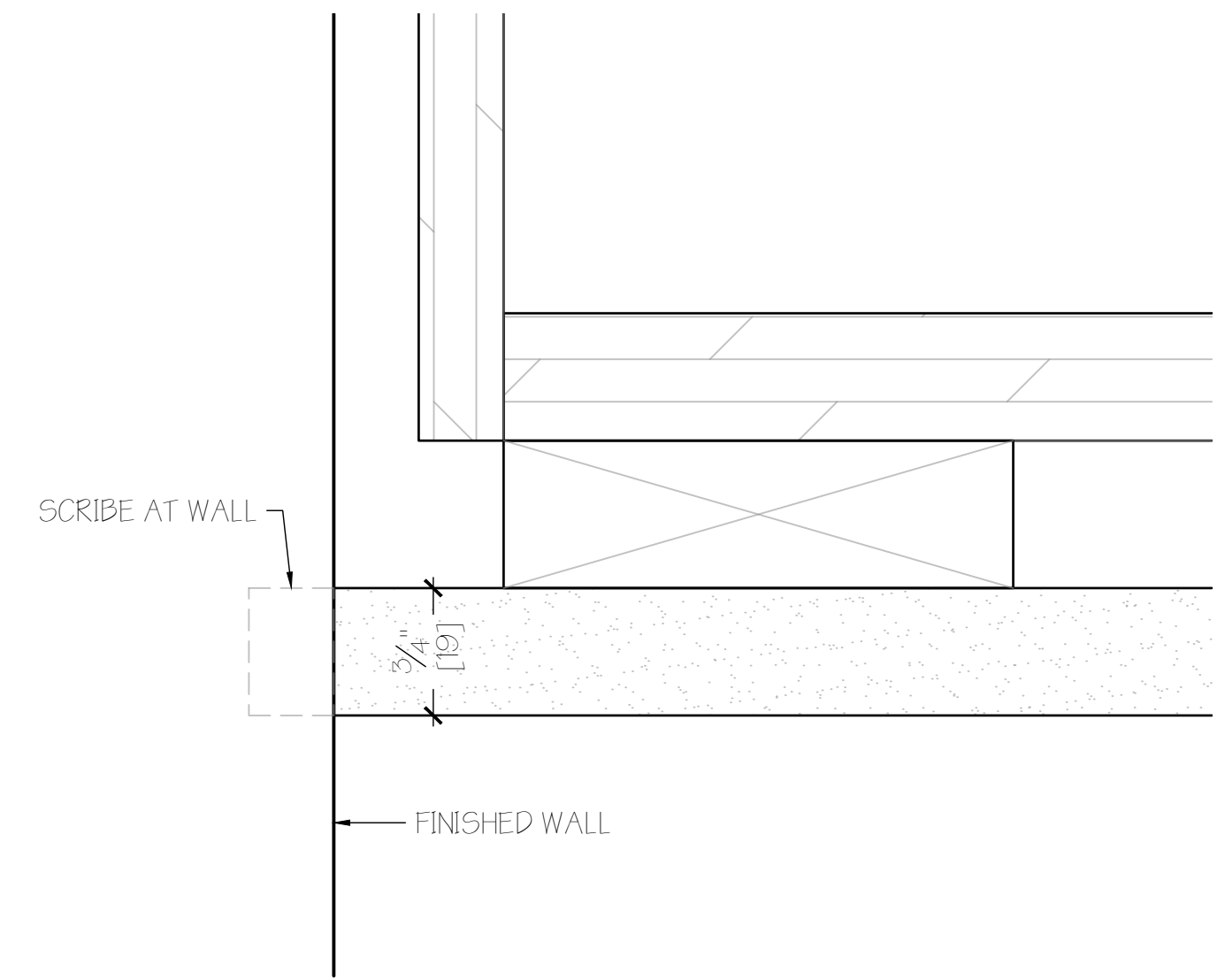
ARCOLOGY STUDIO, LLC
6017 Pine Ridge Rd #236
Naples, FL 34119
tel: 239-920-1432
office@arcologystudio.com



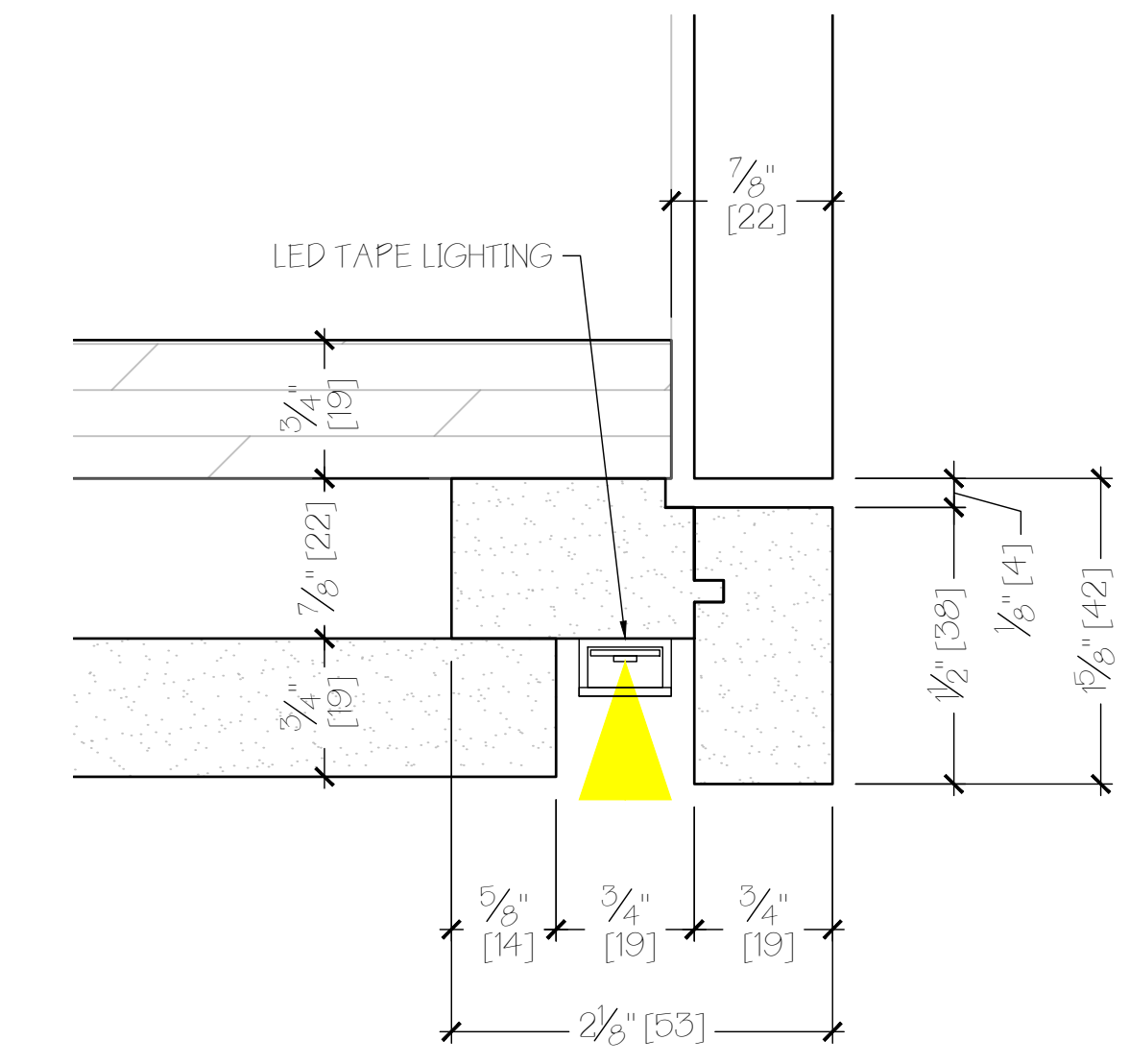
THIS DRAWING IS PROPRIETARY TO ARCOLOGY STUDIO, LLC. UNAUTHORIZED USE, DISTRIBUTION OR REPRODUCTION IS PROHIBITED. PRIOR TO WRITTEN CONSENT FROM ARCOLOGY STUDIO, LLC.



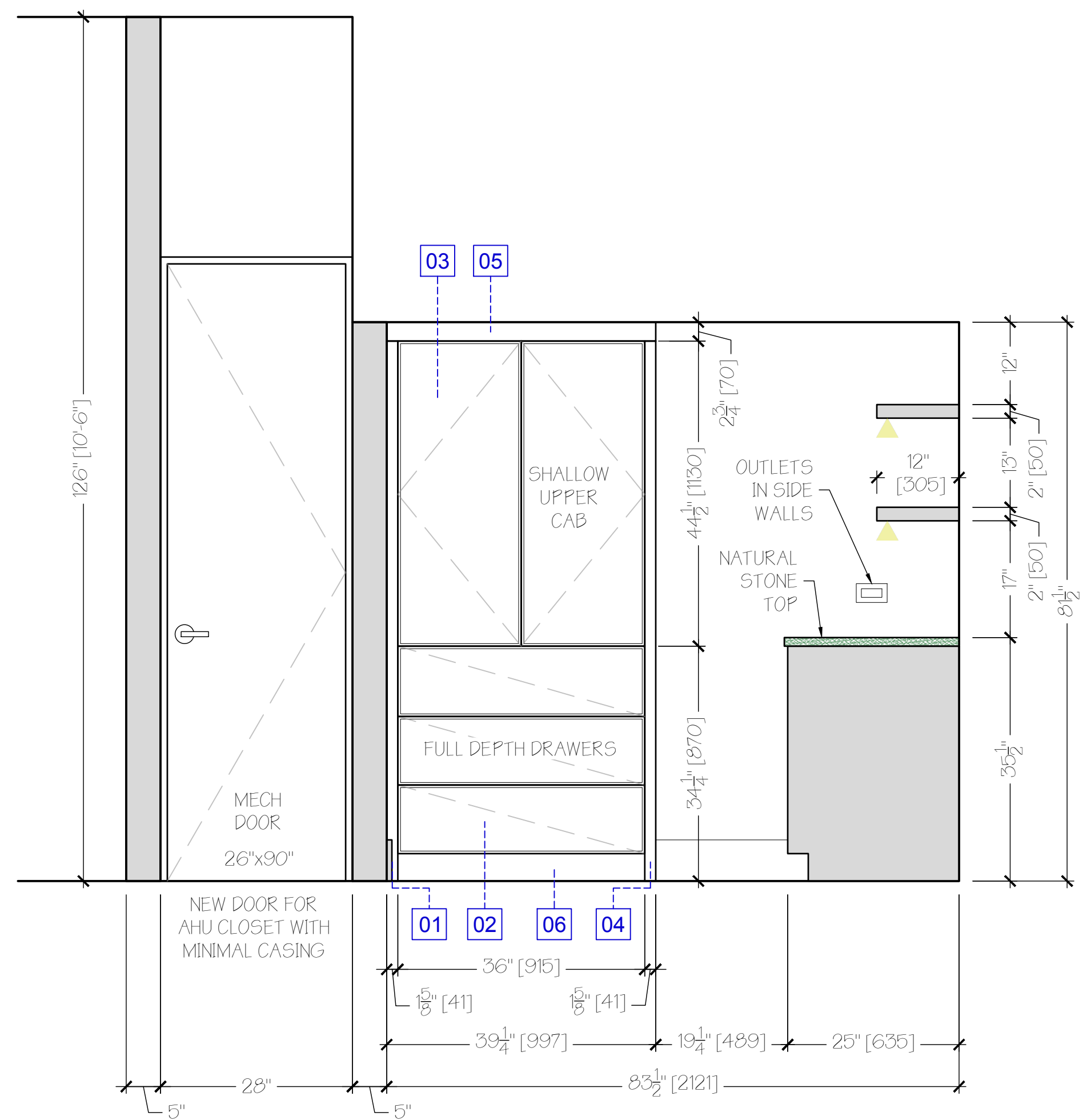
E KITCHEN ELEVATION
SCALE: 3/4"=1'-0"



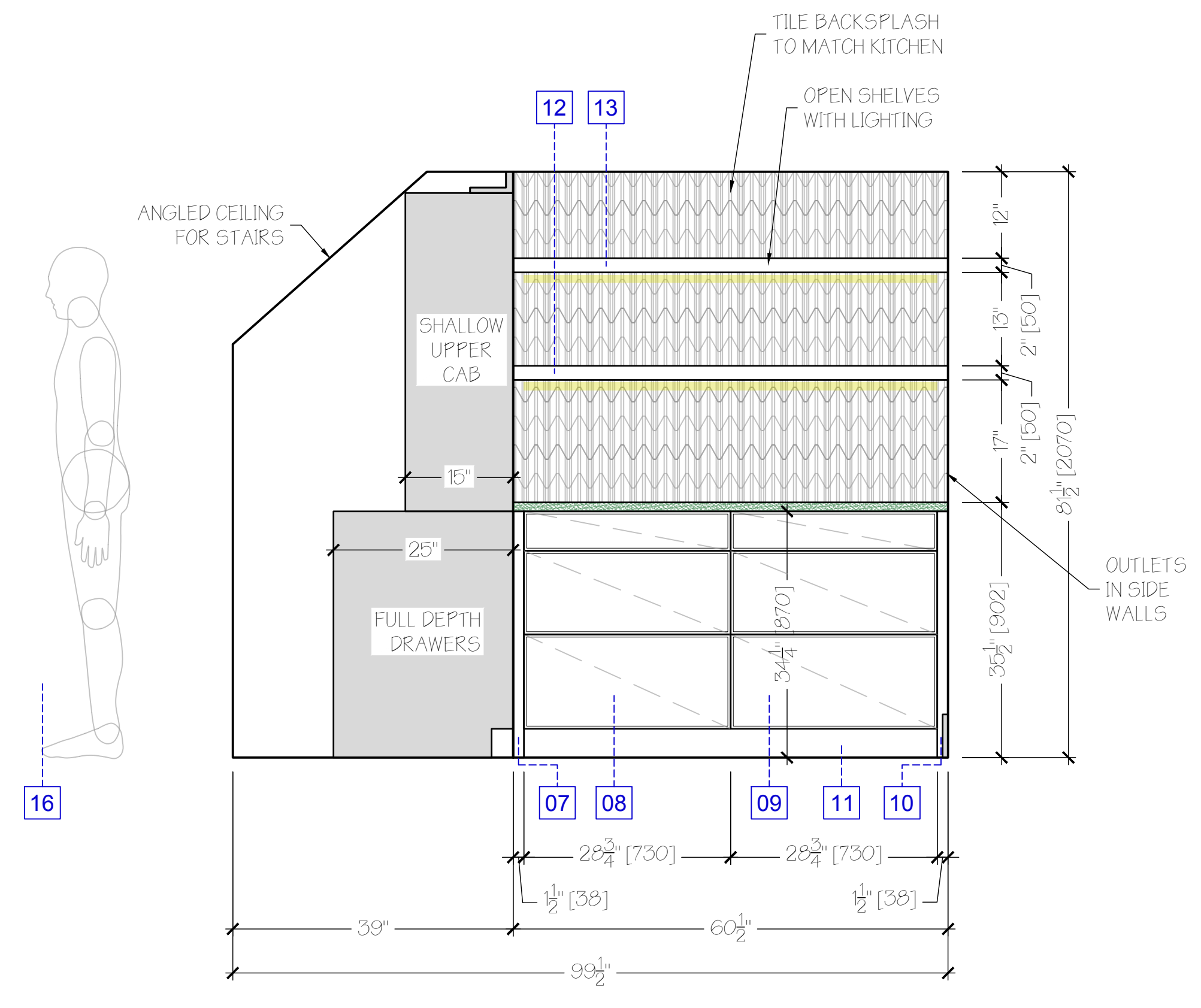
1 DETAIL - STANDARD UNDERCABINET LIGHT RAIL & PANEL
SCALE: FULL SCALE



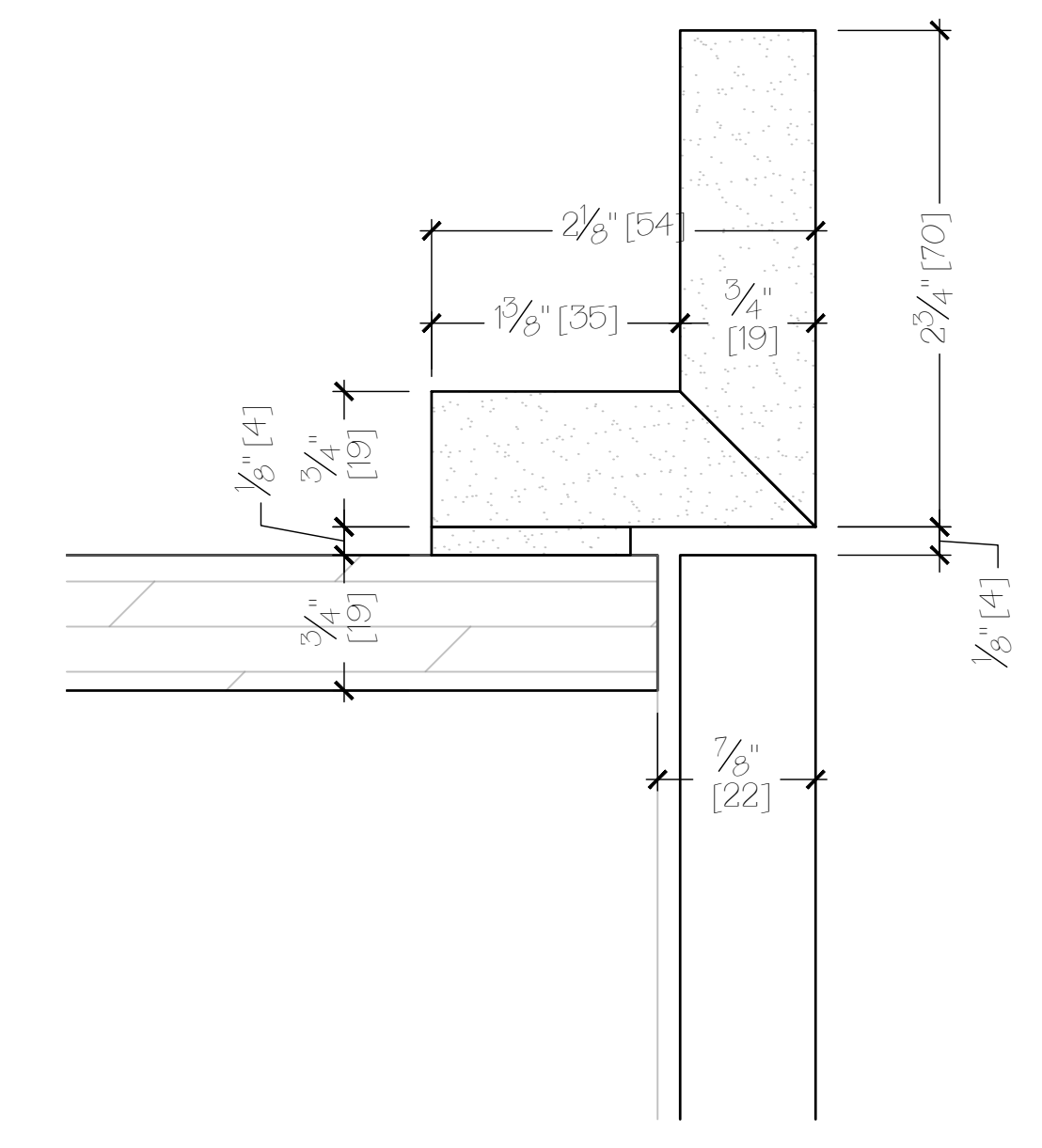
2 VALANCE DETAIL
SCALE: FULL SCALE



F PANTRY ELEVATION
SCALE: 3/4"=1'-0"



G PANTRY ELEVATION
SCALE: 3/4"=1'-0"



PROJECT:
**525 VIA VENETO #101
NAPLES, FL 34108**

SHEET TITLE:
KITCHEN AND PANTRY DESIGN

REVISIONS:

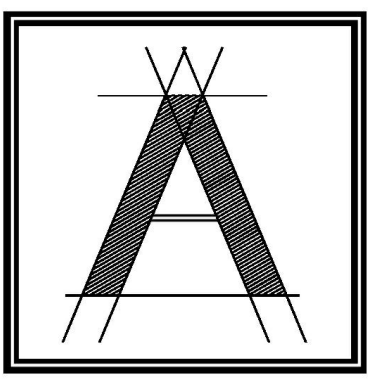
Issued for Permit	
Issued for Const.	
Date	05-15-2026
Scale	1/4" = 1'-0" OR AS SHOWN
Drawn by	EJW
Checked by	AEG

SHEET NUMBER:

A2.02


DESIGN DRAWINGS
FOR REVIEW/BUDGETS ONLY

DISCLAIMER:
THIS DRAWING IS MEANT TO CONVEY DESIGN CONCEPTS ONLY AND IS NOT MEANT FOR CONSTRUCTION.



ARCOLOGY
STUDIO

ARCOLOGY STUDIO, LLC
6017 Pine Ridge Rd #236
Naples, FL 34119
tel: 239-920-1432
office@arcologystudio.com



THIS DRAWING IS PROPRIETARY
TO ARCOLOGY STUDIO, LLC.
UNAUTHORIZED USE, DISTRIBUTION
OR REPRODUCTION IS PROHIBITED.
PRIOR TO WRITTEN CONSENT FROM
ARCOLOGY STUDIO, LLC.

PROJECT:
**525 VIA VENETO #101
NAPLES, FL 34108**

SHEET TITLE:

**PRIMARY BATH
DESIGN**

REVISIONS:

Issued for Permit

Issued for Const.

Date 05-15-2026

Scale 1/4" = 1'-0" OR AS SHOWN

Drawn by E JW

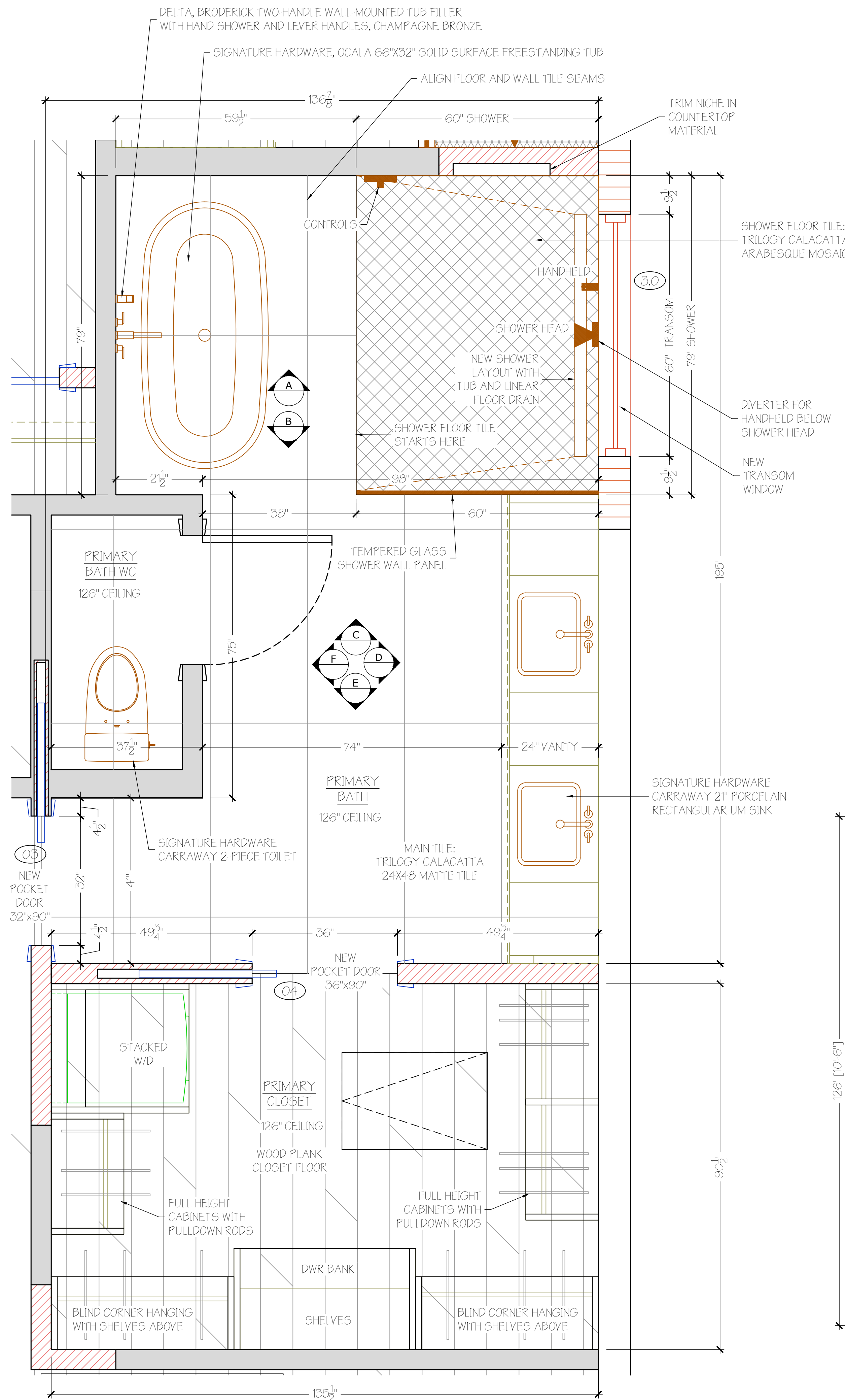
Checked by AEG

SHEET NUMBER:

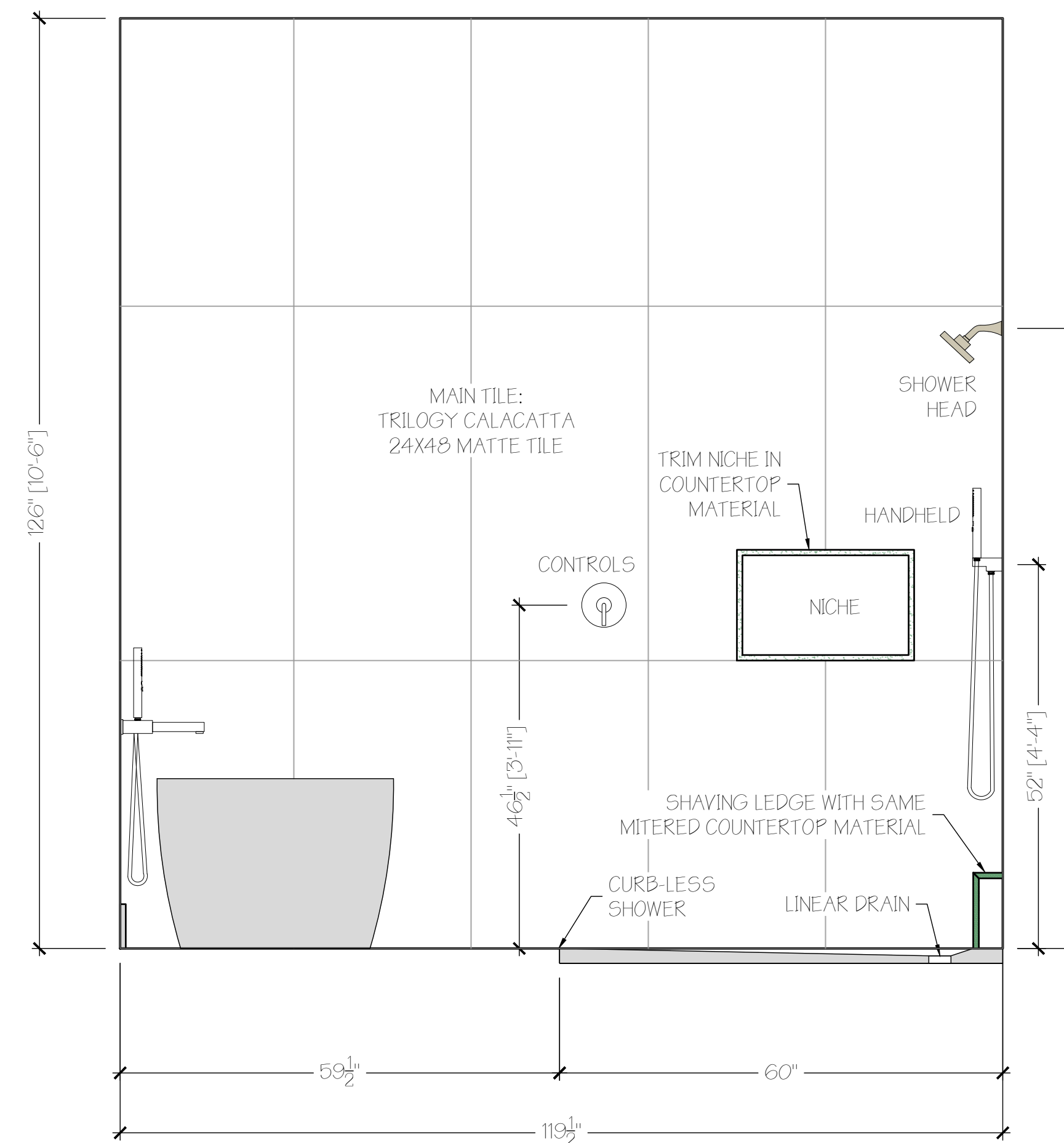
A2.03

DESIGN DRAWINGS
FOR REVIEW/BUDGETS ONLY

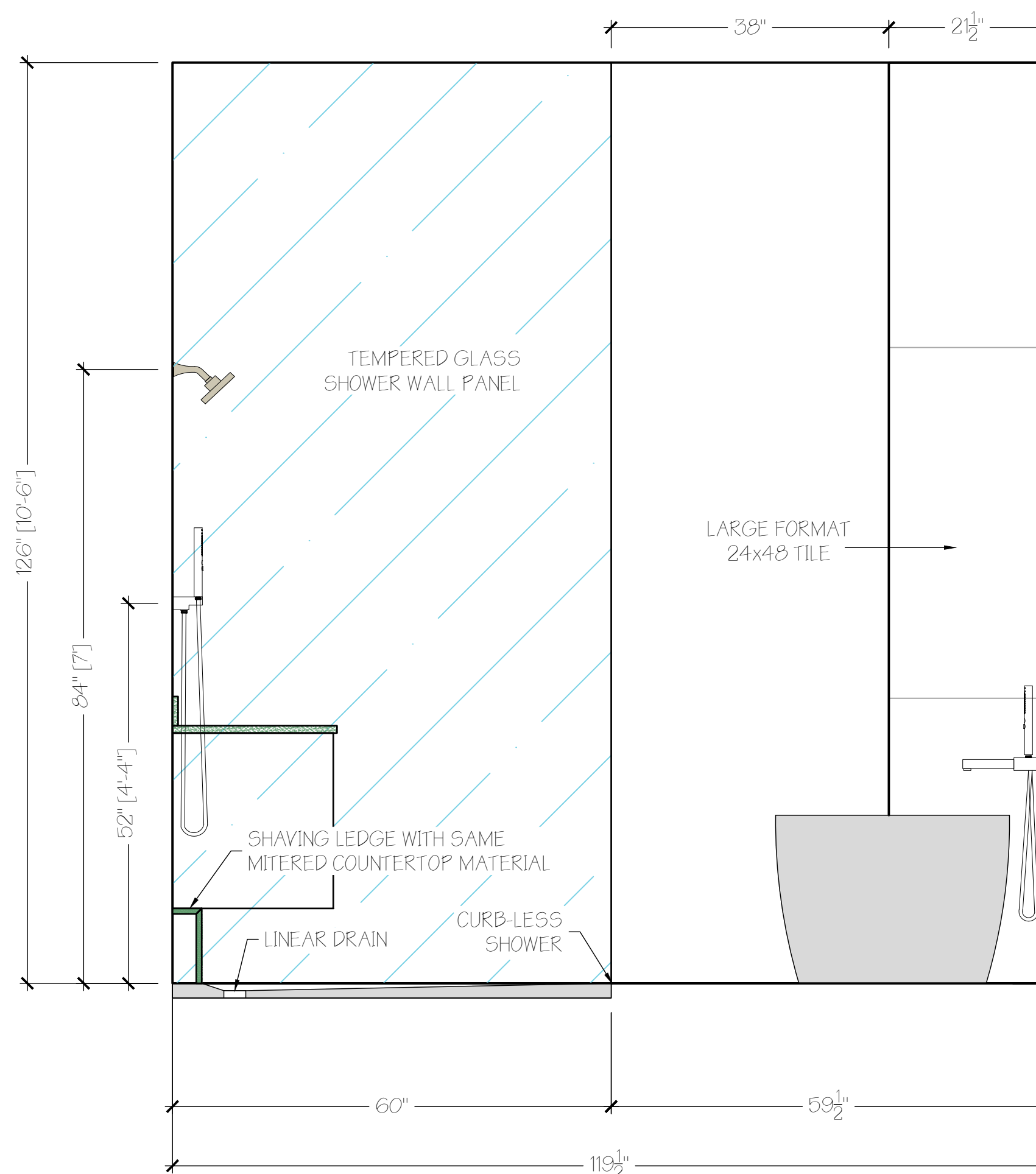
DISCLAIMER:
THIS DRAWING IS MEANT TO CONVEY
DESIGN CONCEPTS ONLY AND IS NOT
MEANT FOR CONSTRUCTION.



A PRIMARY BATH PLAN
SCALE: 3/4"=1'-0"



A PRIMARY BATH ELEVATION
SCALE: 3/4"=1'-0"

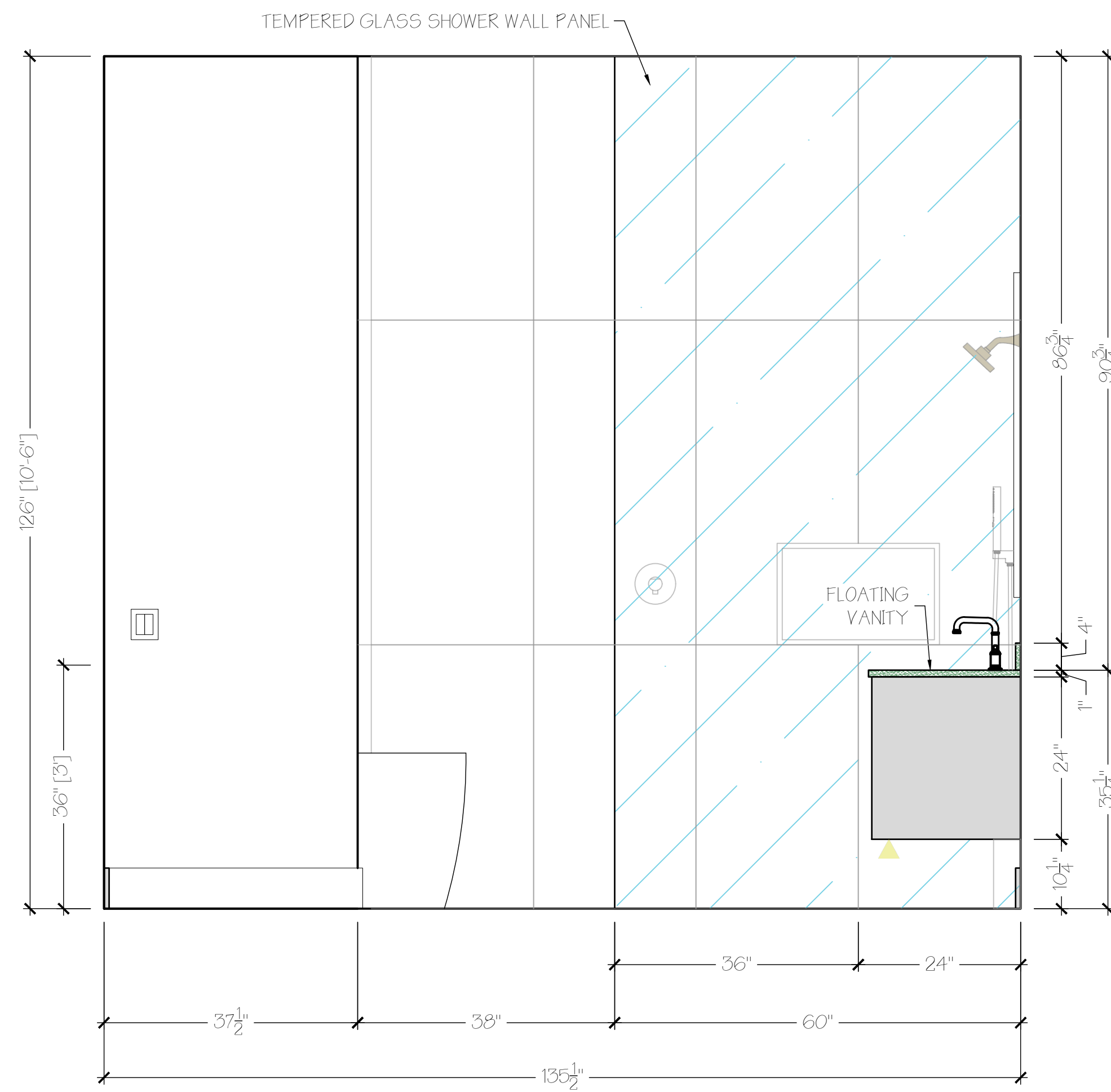


B PRIMARY BATH ELEVATION
SCALE: 3/4"=1'-0"

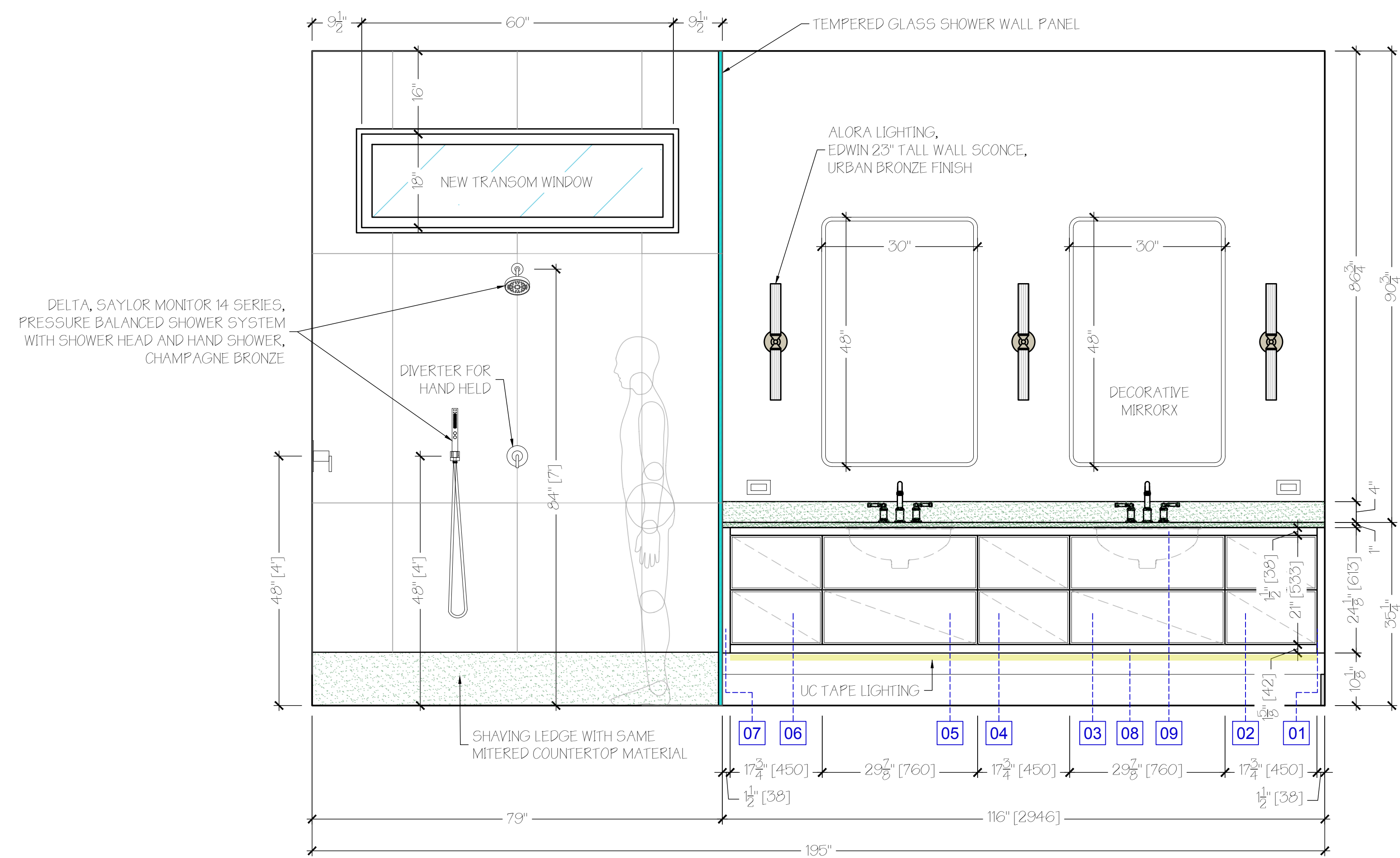
PRIMARY BATH VANITY FINISH SPECS:
DOOR STYLE: SAVOY 10MM
EXTERIOR CABINET FINISH: MULFORD, FLAT
INTERIOR CABINET FINISH: BODRUM WALNUT
DRAWER BOX FINISH: WALNUT, DOVETAIL
MIRROR: SPEC TBD
SCONCES: ALORA LIGHTING, EDWIN 23" TALL WALL SCONCE, URBAN BRONZE

PRIMARY BATH PLUMBING LIST:
FAUCET: DELTA, BRODERICK WIDESPREAD W/ LEVER HANDLES, CHAMPAGNE BRONZE
SINK: SIGNATURE HARDWARE, CARRAWAY 21" PORCELAIN RECTANGULAR UM
SHOWER SYSTEM: DELTA, SAYLOR MONITOR 14 SERIES, PRESSURE BALANCED SHOWER SYSTEM WITH SHOWER HEAD AND HAND SHOWER, CHAMPAGNE BRONZE
TUB: SIGNATURE HARDWARE, Ocala 66"x32" SOLID SURFACE FREESTANDING TUB
TUB FILLER: DELTA, BRODERICK TWO-HANDLE WALL-MOUNTED TUB FILLER WITH HAND SHOWER AND LEVER HANDLES, CHAMPAGNE BRONZE
TOILET: SIGNATURE HARDWARE, CARRAWAY 2-PIECE TOILET

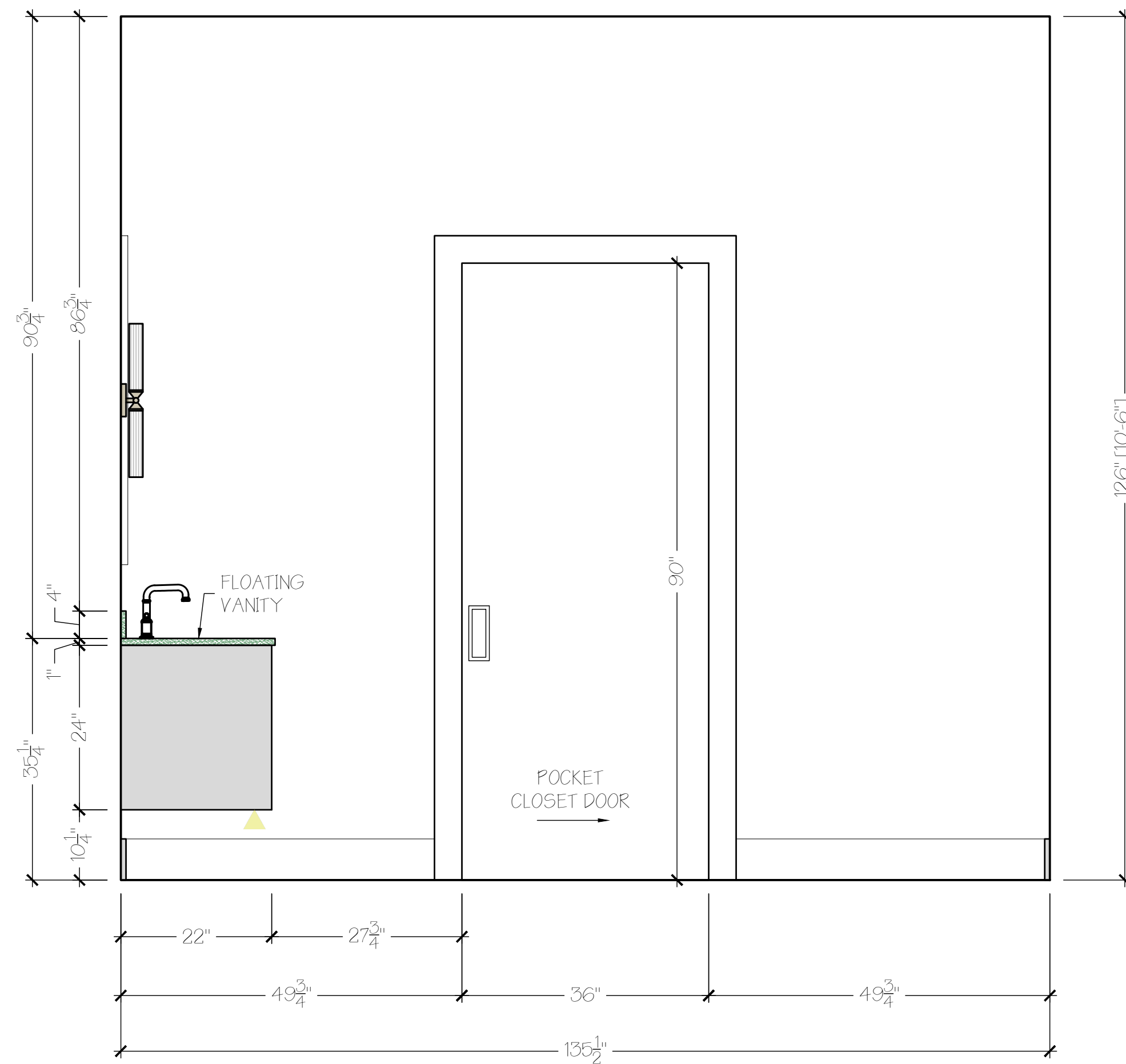
PRIMARY BATH TILE:
MAIN WALL AND FLOOR TILE: TRILOGY, CALACATTA 24x48 MATTE MAIN TILE QTY: 410 SQFT, PLUS WASTE
SHOWER FLOOR TILE: TRILOGY, CALACATTA ARABESQUE MOSAIC SHOWER FLOOR TILE QTY: 35 SQFT, PLUS WASTE



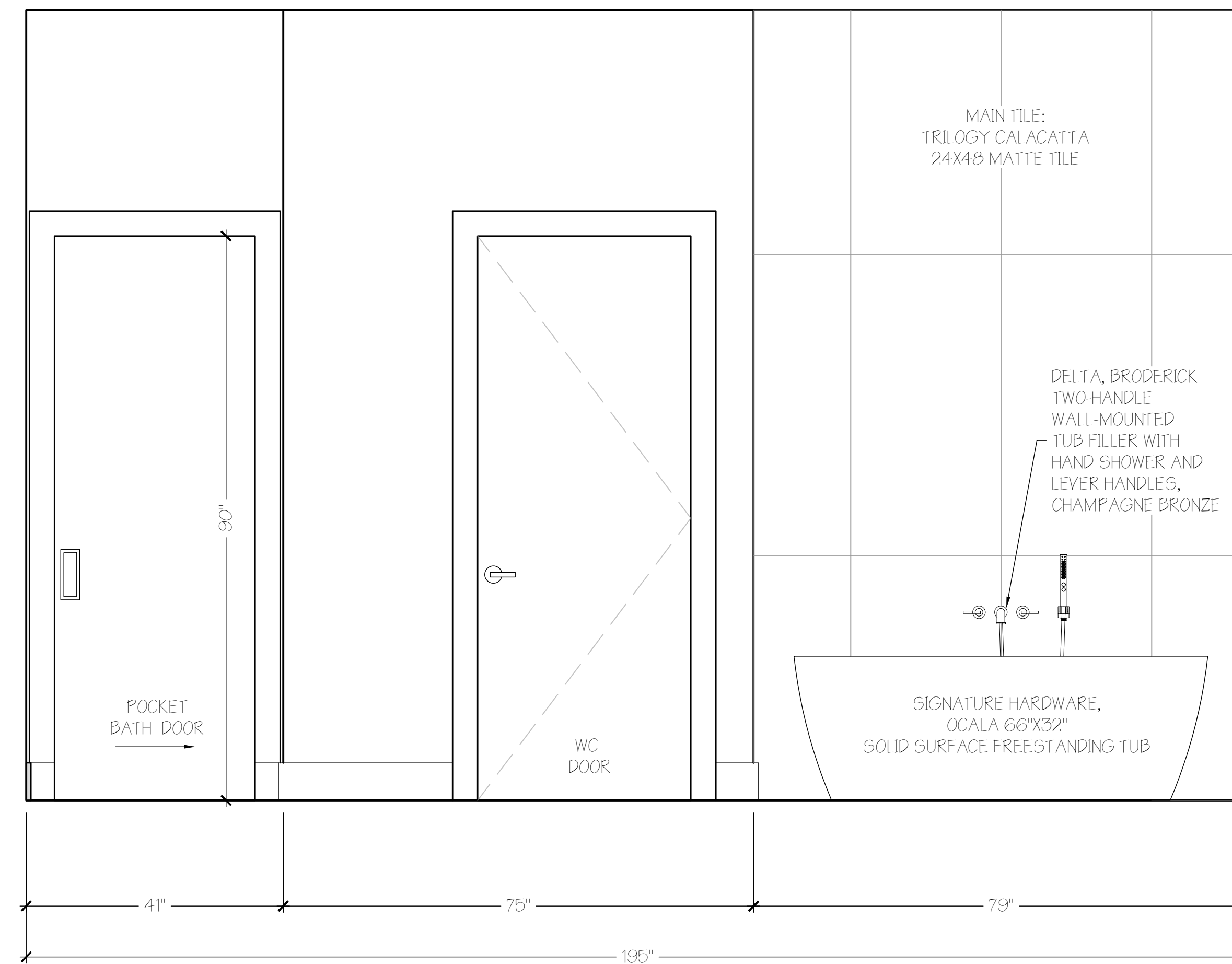
C PRIMARY BATH ELEVATION
SCALE: 3/4"=1'-0"



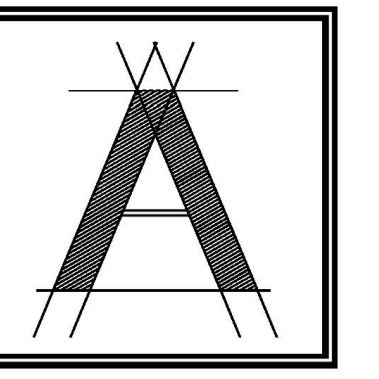
D PRIMARY BATH ELEVATION
SCALE: 3/4"=1'-0"



E PRIMARY BATH ELEVATION
SCALE: 3/4"=1'-0"




F PRIMARY BATH ELEVATION
SCALE: 3/4"=1'-0"



ARCOLOGY
STUDIO

ARCOLOGY STUDIO, LLC
6017 Pine Ridge Rd #236
Naples, FL 34119
tel: 239-920-1432
office@arcoLOGY.studio.com



THIS DRAWING IS PROPRIETARY TO ARCOLOGY STUDIO, LLC. UNAUTHORIZED USE, DISTRIBUTION OR REPRODUCTION IS PROHIBITED. PRIOR TO WRITTEN CONSENT FROM ARCOLOGY STUDIO, LLC.

PROJECT:
525 VIA VENETO #101
NAPLES, FL 34108

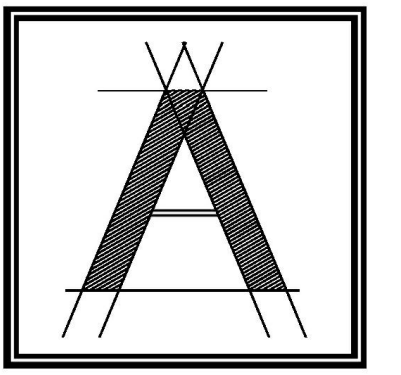
SHEET TITLE:
PRIMARY BATH
DESIGN

REVISIONS:
Issued for Permit
Issued for Const.
Date: 05-15-2026
Scale: 1/4" = 1'-0" OR AS SHOWN
Drawn by: EJV
Checked by: AEG
SHEET NUMBER:

A2.04


DESIGN DRAWINGS
FOR REVIEW/BUDGETS ONLY

DISCLAIMER:
THIS DRAWING IS MEANT TO CONVEY DESIGN CONCEPTS ONLY AND IS NOT MEANT FOR CONSTRUCTION.



ARCOLOGY
STUDIO

ARCOLOGY STUDIO, LLC
6017 Pine Ridge Rd #236
Naples, FL 34119
tel: 239-920-1432
office@arcology.studio.com



THIS DRAWING IS PROPRIETARY TO ARCOLOGY STUDIO, LLC. UNAUTHORIZED USE, DISTRIBUTION OR REPRODUCTION IS PROHIBITED. PRIOR TO WRITTEN CONSENT FROM ARCOLOGY STUDIO, LLC.

PROJECT:
**525 VIA VENETO #101
NAPLES, FL 34108**

SHEET TITLE:

**POOL BATH
DESIGN**

REVISIONS:
Issued for Permit

Issued for Const.

Date 05-15-2026

Scale 1/4" = 1'-0" OR AS SHOWN

Drawn by EJW

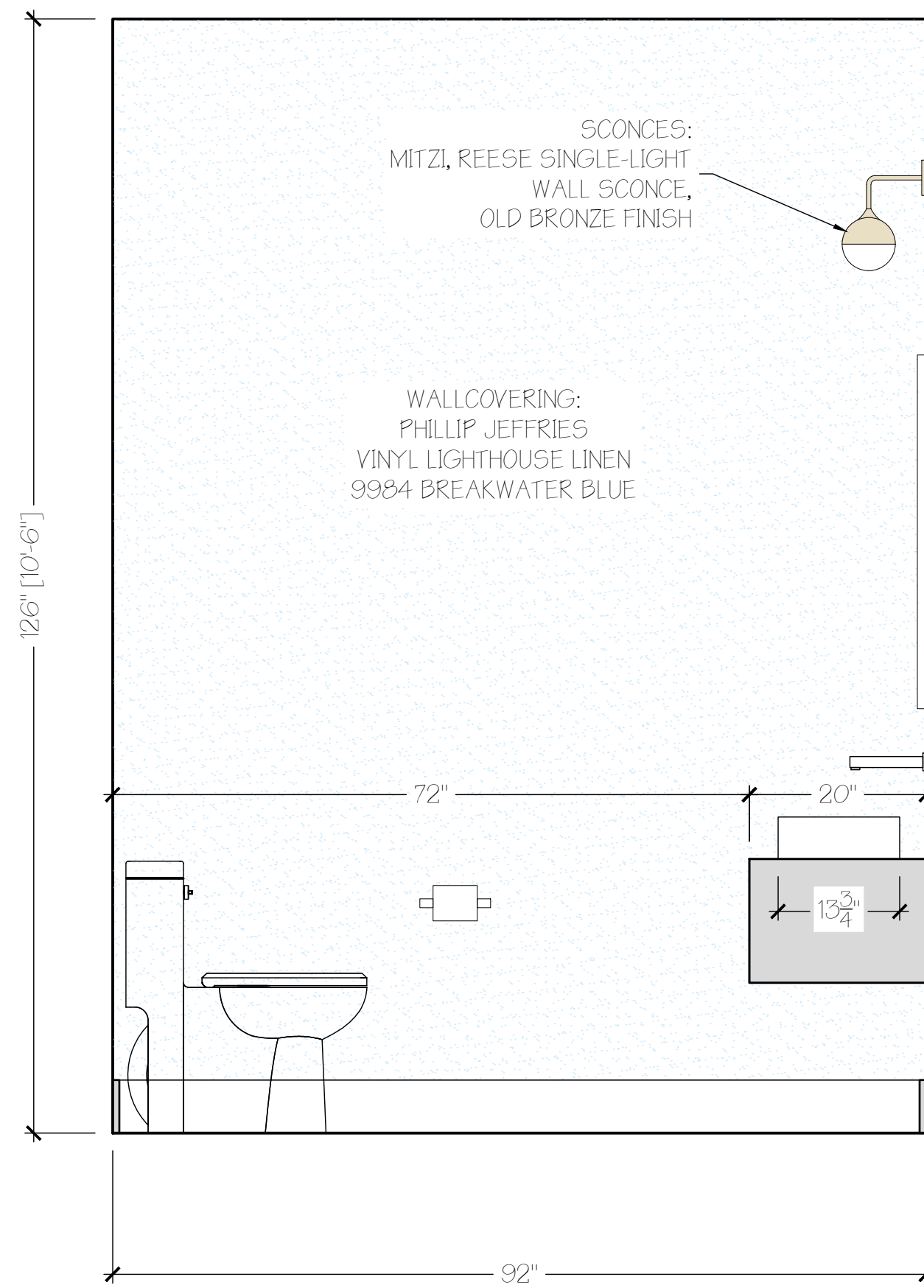
Checked by AEG

SHEET NUMBER:

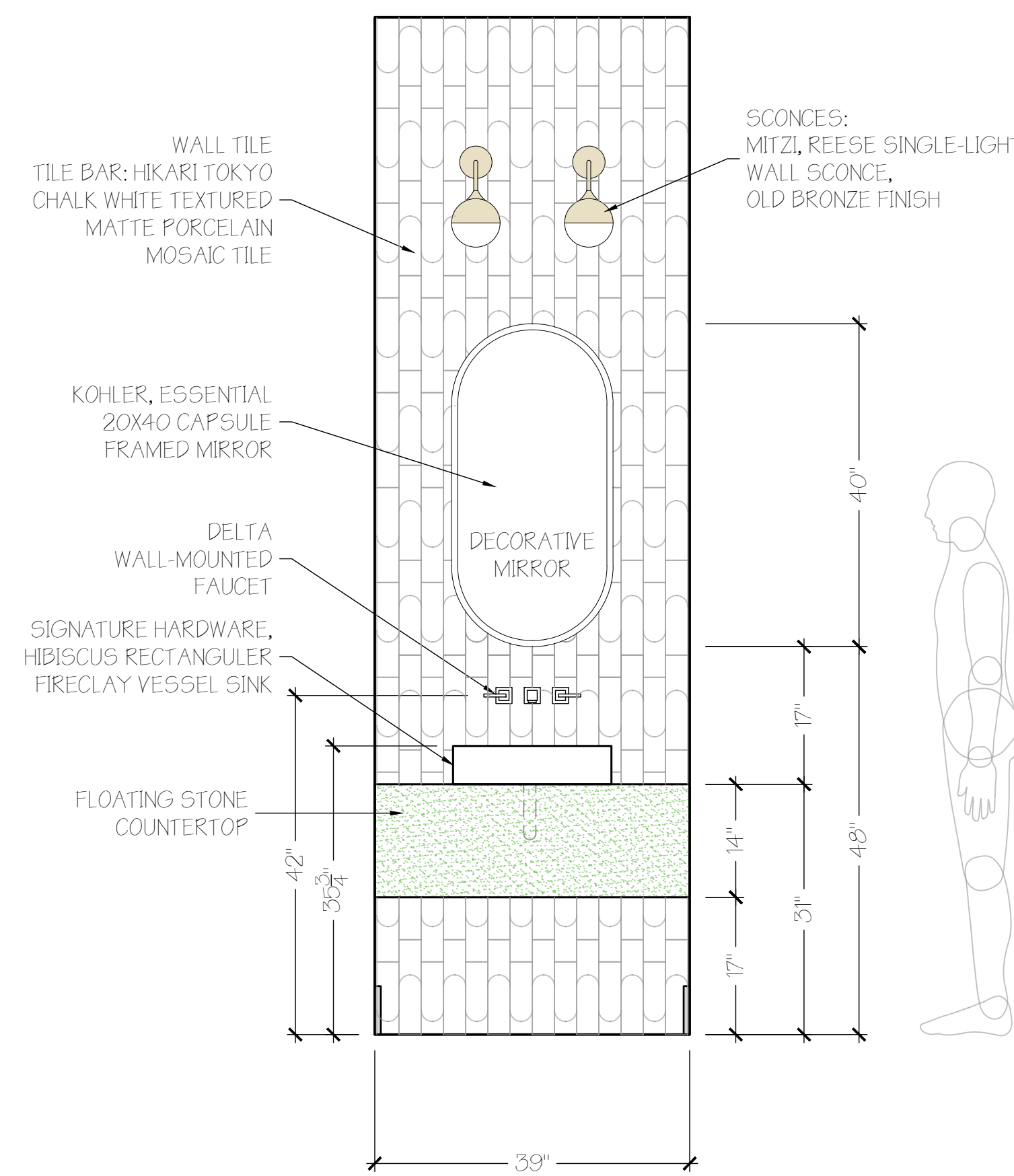
A2.05

DESIGN DRAWINGS
FOR REVIEW/BUDGETS ONLY

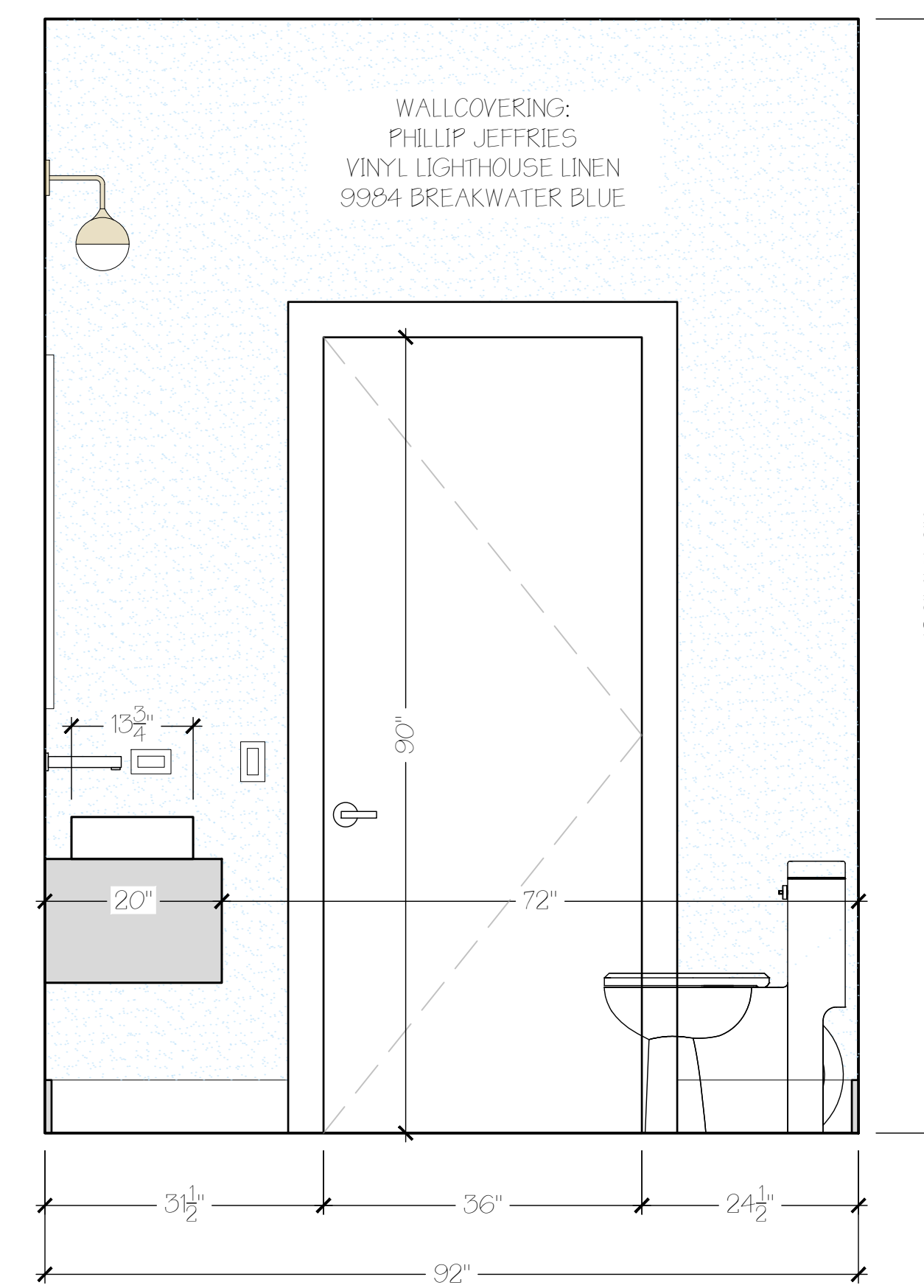
DISCLAIMER:
THIS DRAWING IS MEANT TO CONVEY
DESIGN CONCEPTS ONLY AND IS NOT
MEANT FOR CONSTRUCTION.



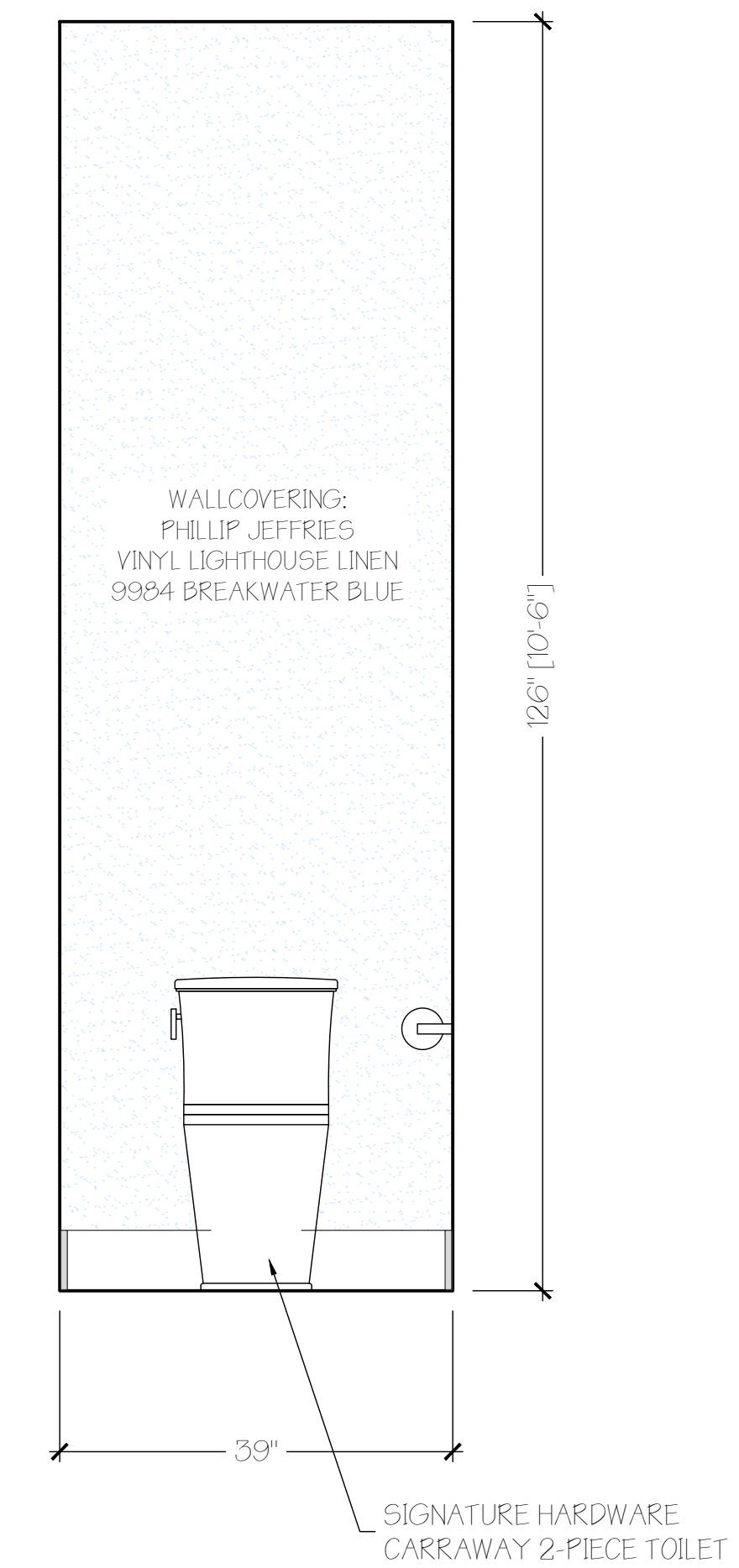
A POOL BATH ELEVATION
SCALE: 3/4"=1'-0"



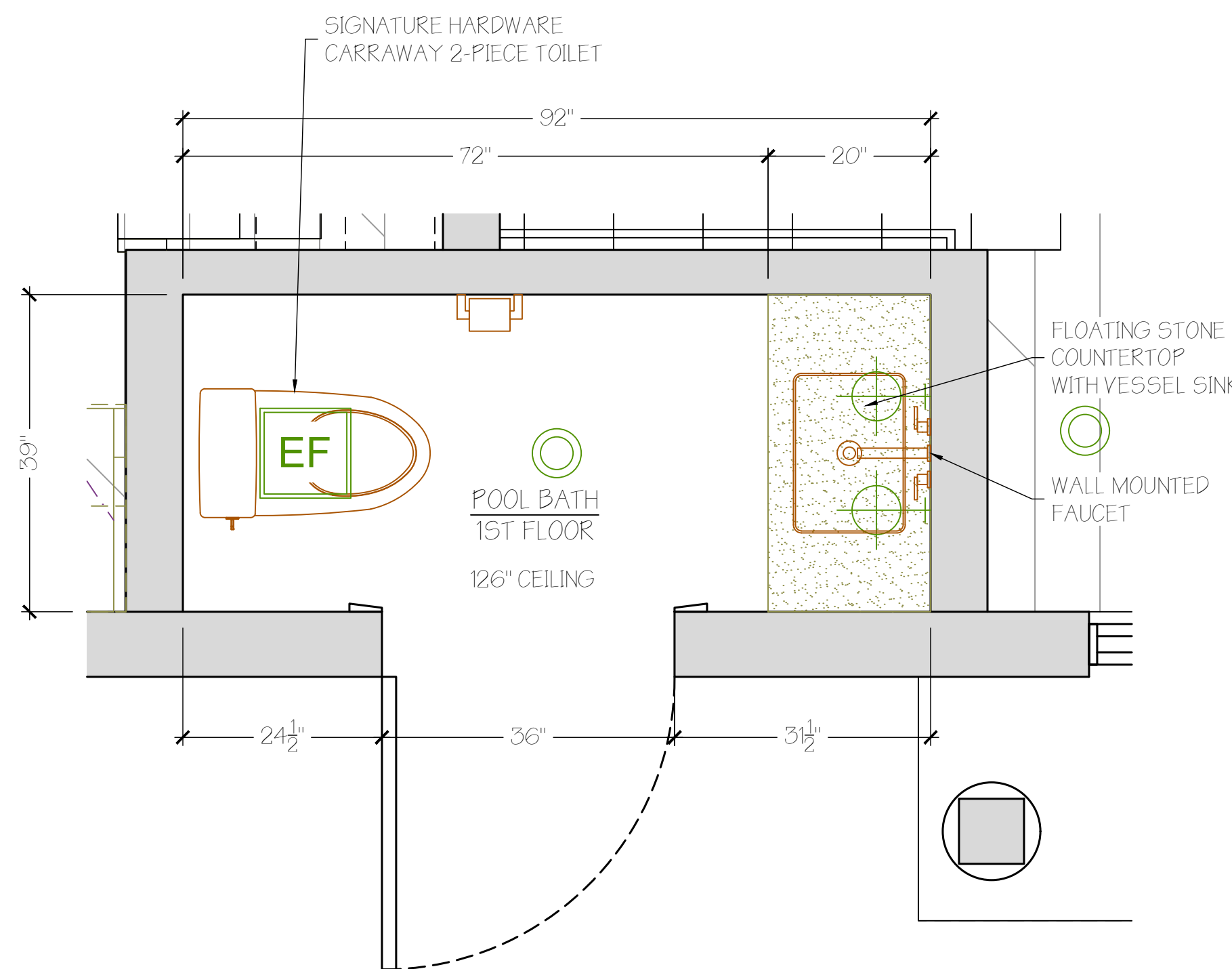
B POOL BATH ELEVATION
SCALE: 3/4"=1'-0"



C POOL BATH ELEVATION
SCALE: 3/4"=1'-0"



D POOL BATH ELEVATION
SCALE: 3/4"=1'-0"

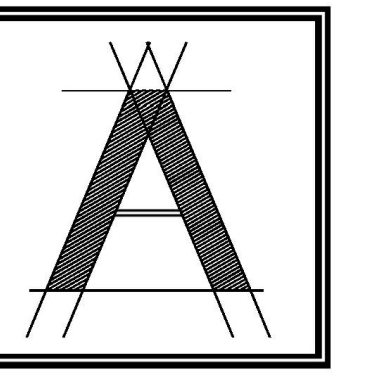


POOL BATH PLAN
SCALE: 3/4"=1'-0"

POOL BATH FINISH SPECS:
COUNTERTOP: STONE - TBD
SINK: SIGNATURE HARDWARE, HIBISCUS WHITE RECTANGULAR FIRECLAY VESSEL SINK
FAUCET: DELTA WALL-MOUNTED
MIRROR: KOHLER, ESSENTIAL 20"x40" CAPSULE FRAMED DECORATIVE MIRROR
SCONCES: MITZI, REESE SINGLE-LIGHT SCONCE, OLD BRONZE FINISH
WALL COVERING: PHILLIP JEFFRIES, VINYL LIGHTHOUSE LINEN, 9984 BREAKWATER BLUE


POOL BATH PLUMBING LIST:
FAUCET: DELTA, WALL-MOUNTED FAUCET
SINK: SIGNATURE HARDWARE, HIBISCUS RECTANGULAR FIRECLAY VESSEL SINK
TOILET: SIGNATURE HARDWARE, CARRAWAY 2-PIECE TOILET

POOL BATH WALL TILE:
TILE SPEC: TILE BAR, HIKARI TOKYO MOSAIC, CHALK WHITE, TEXTURED, MATTE PORCELAIN
TILE QTY: 35 SQFT, PLUS WASTE



ARCOLOGY
STUDIO

ARCOLOGY STUDIO, LLC
6017 Pine Ridge Rd #236
Naples, FL 34119
tel: 239-920-1432
office@arcology.studio.com



THIS DRAWING IS PROPRIETARY TO ARCOLOGY STUDIO, LLC. UNAUTHORIZED USE, DISTRIBUTION OR REPRODUCTION IS PROHIBITED. PRIOR TO WRITTEN CONSENT FROM ARCOLOGY STUDIO, LLC.

PROJECT:
525 VIA VENETO #101
NAPLES, FL 34108

SHEET TITLE:
BATH 2 DESIGN

REVISIONS:
Issued for Permit

Issued for Const.

Date 05-15-2026

Scale 1/4" = 1'-0" OR AS SHOWN

Drawn by EJV

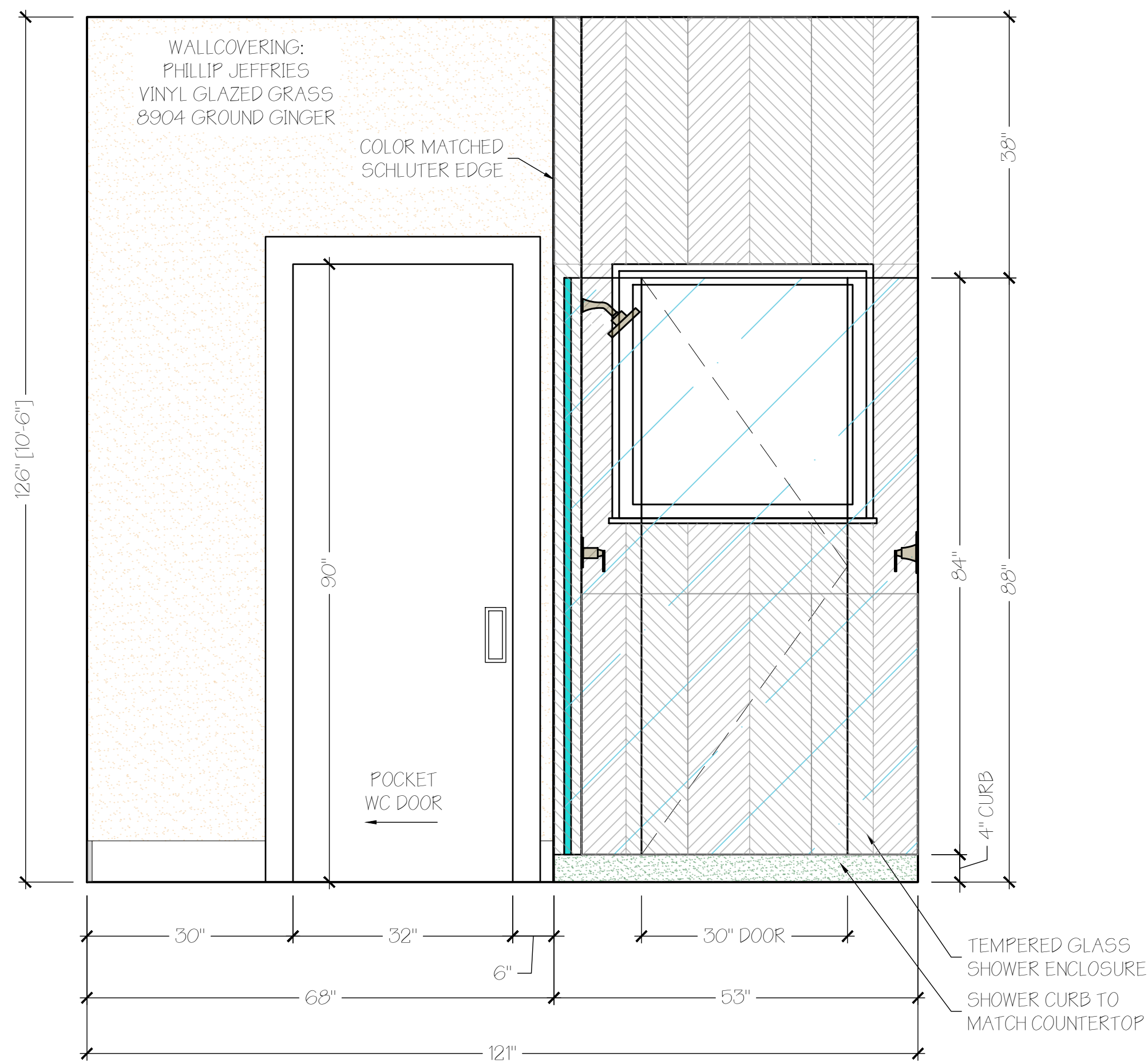
Checked by AEG

SHEET NUMBER:

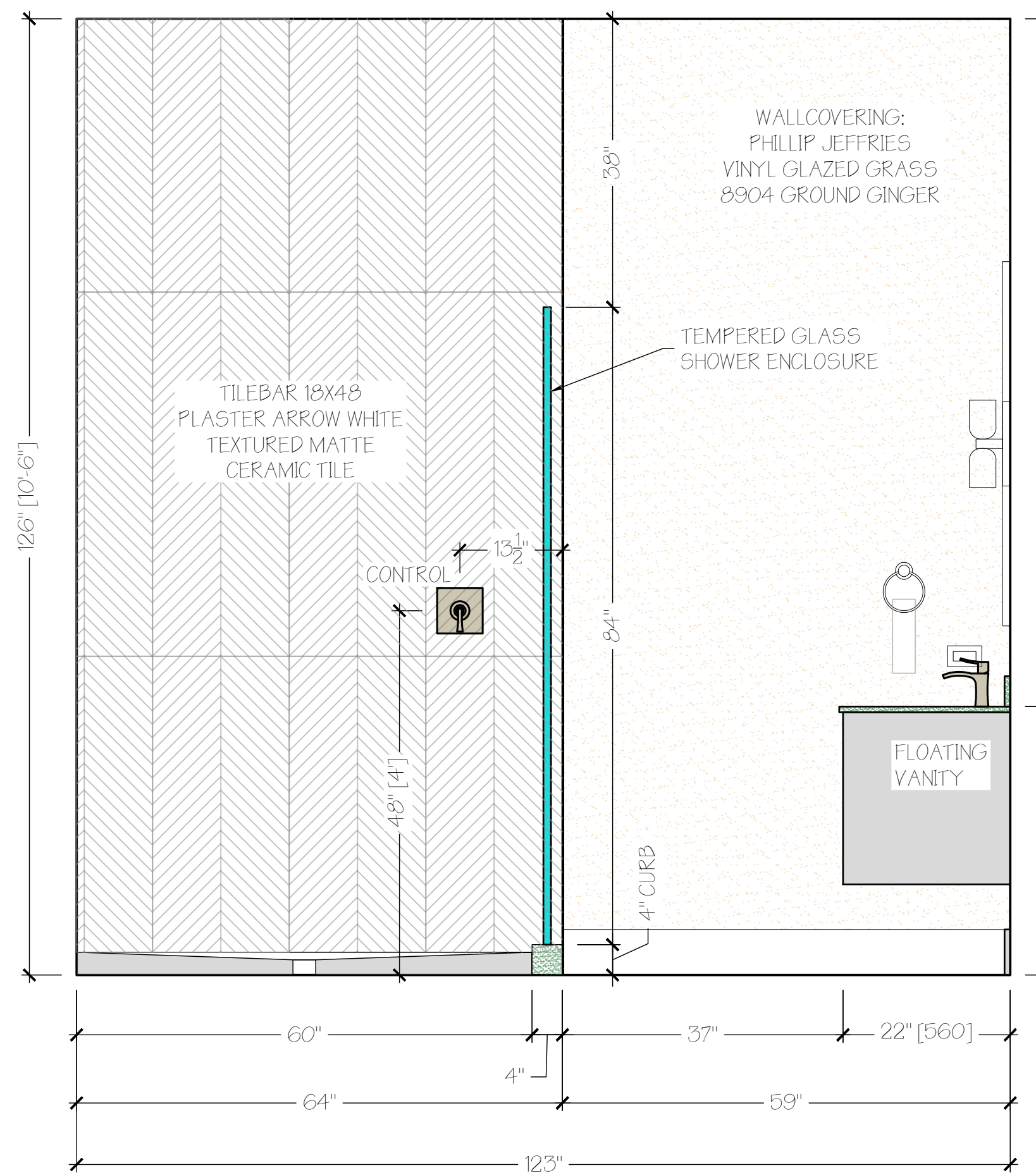
A2.06

DESIGN DRAWINGS
FOR REVIEW/BUDGETS ONLY

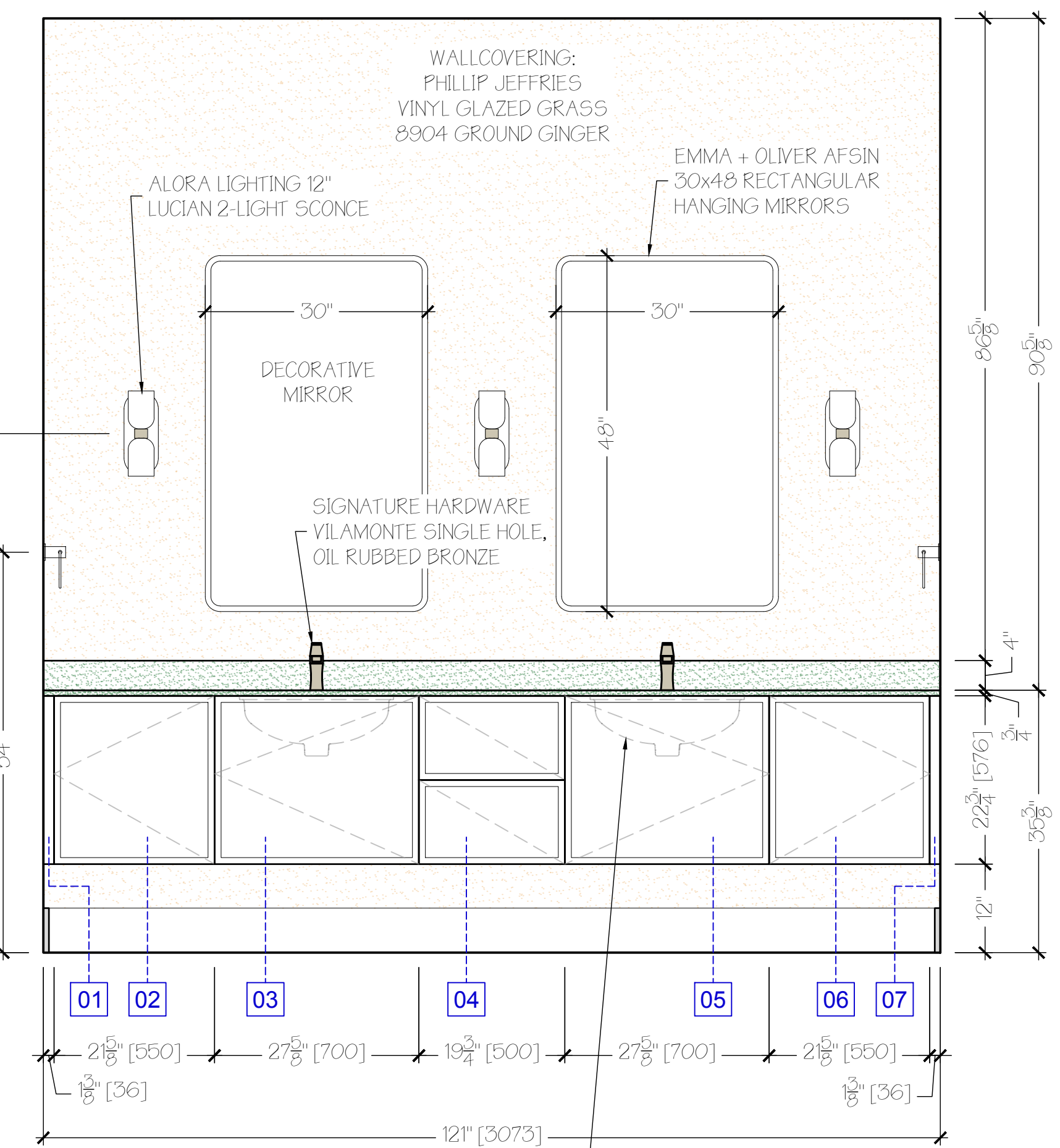
DISCLAIMER:
THIS DRAWING IS MEANT TO CONVEY DESIGN CONCEPTS ONLY AND IS NOT MEANT FOR CONSTRUCTION.



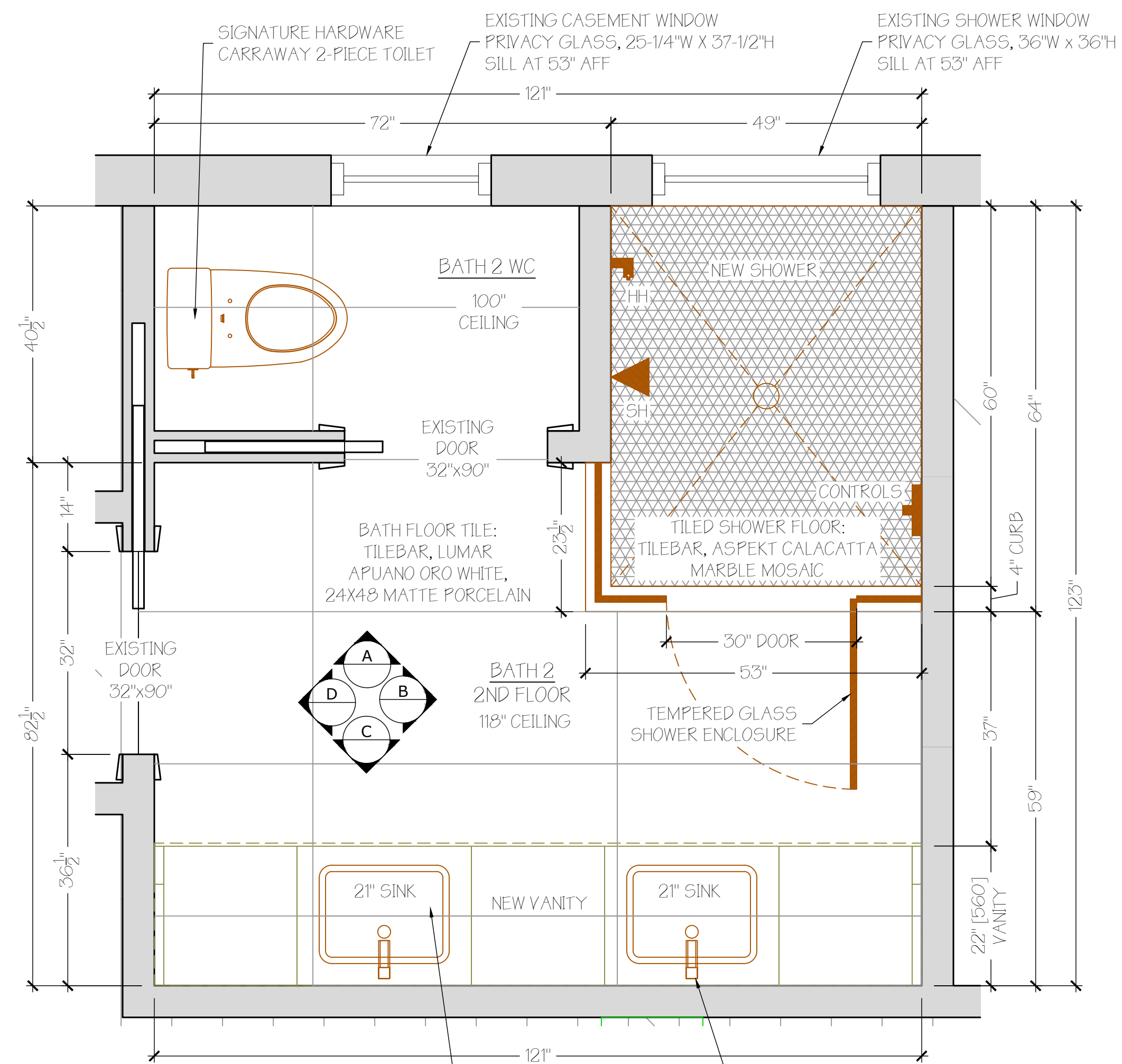
A BATH 2 ELEVATION
SCALE: 3/4"=1'-0"



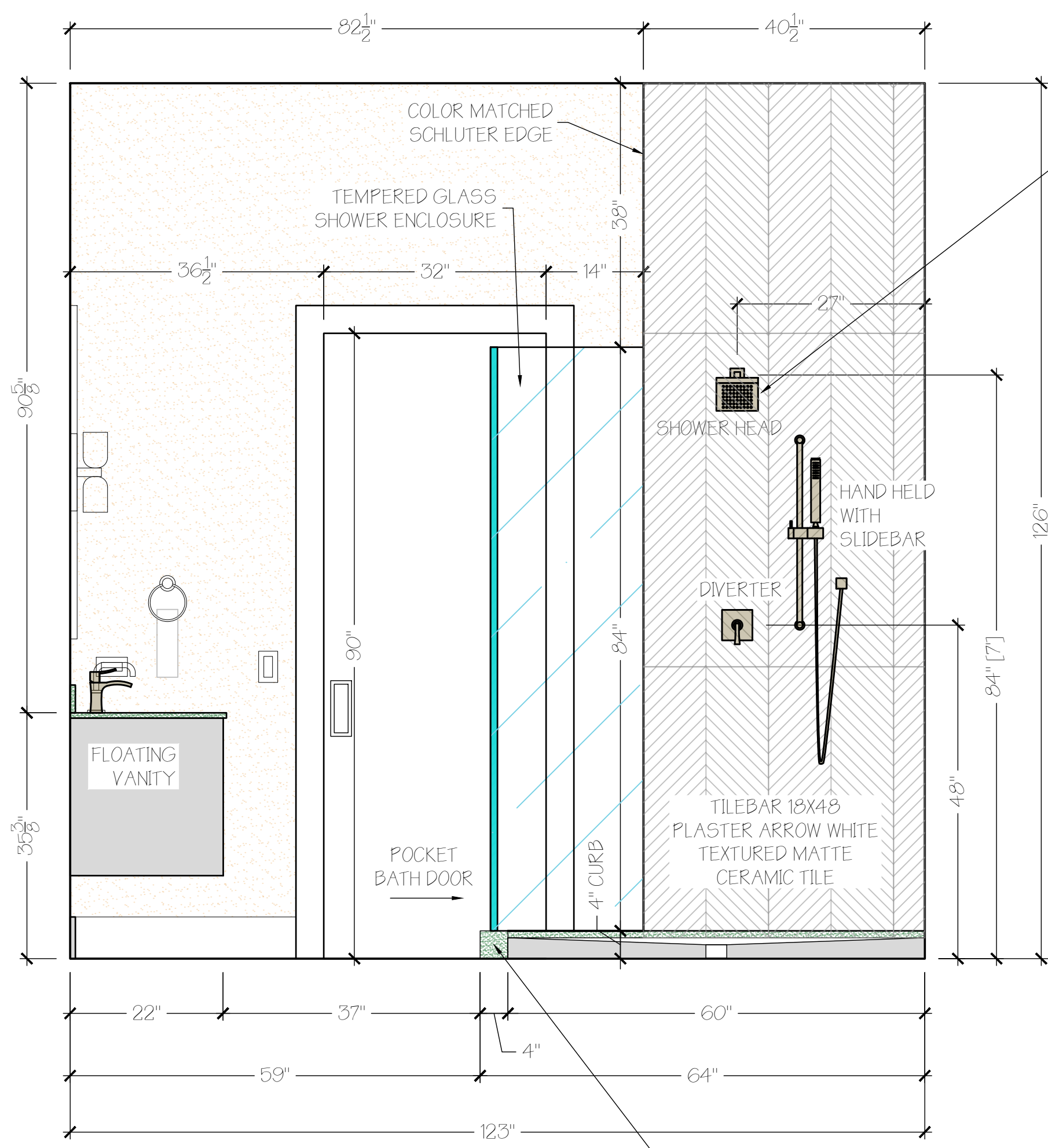
B BATH 2 ELEVATION
SCALE: 3/4"=1'-0"



C BATH 2 ELEVATION
SCALE: 3/4"=1'-0"



BATH 2 PLAN
SCALE: 3/4"=1'-0"



D BATH 2 ELEVATION
SCALE: 3/4"=1'-0"

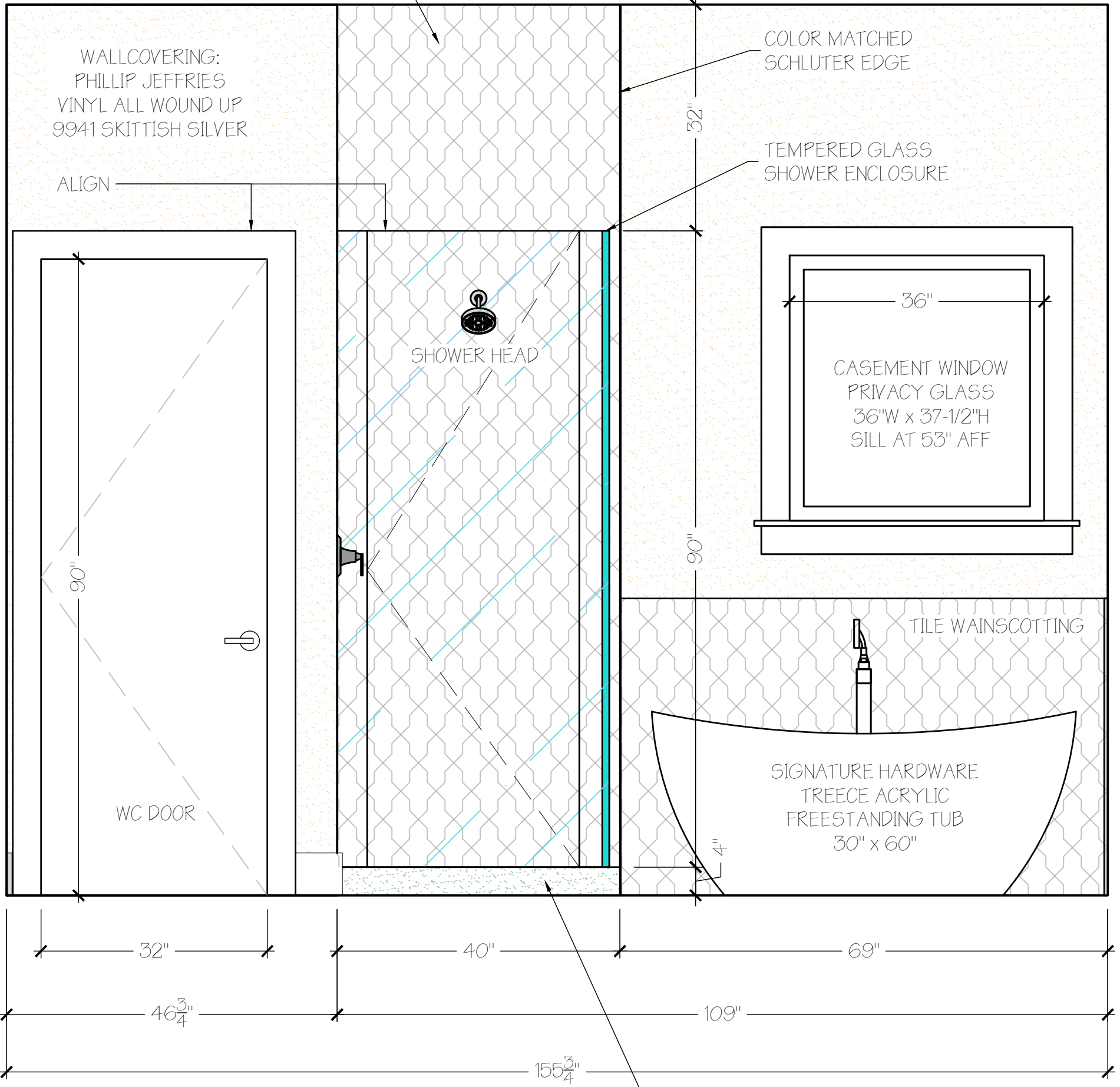
SIGNATURE HARDWARE, VILAMONTE PRESSURE BALANCE SHOWER SYSTEM WITH SLIDE BAR AND HAND SHOWER, OIL RUBBED BRONZE

BATH 2 VANITY FINISH SPECS:	
DOOR STYLE:	20MM SAVOY (NARROW SHAKER)
EXTERIOR CABINET FINISH:	PURE WHITE MATTE
INTERIOR CABINET FINISH:	SATIN LINEN
DRAWER BOX FINISH:	VIONARO WHITE
MIRROR:	EMMA + OLIVER, AFSIN 30x48 RECTANGULAR HANGING MIRROR
SCONCES:	ALORA LIGHTING, 12" LUCIAN 2-LIGHT SCONCE
WALL COVERING:	PHILLIP JEFFRIES, VINYL GLAZED GRASS, 8904 GROUND GINGER

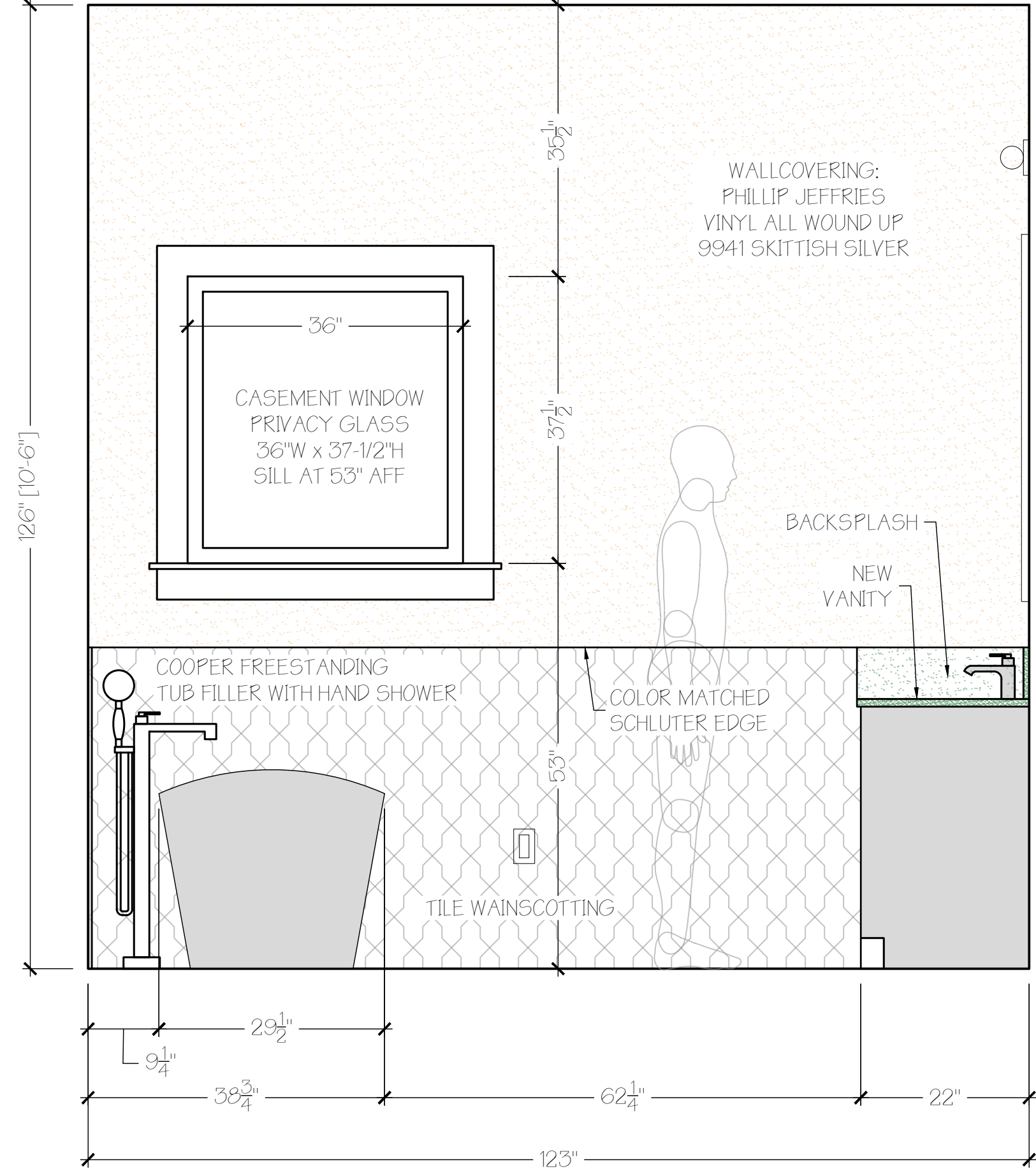
BATH 2 PLUMBING LIST:	
FAUCET:	SIGNATURE HARDWARE, VILAMONTE SINGLE HOLE, OIL RUBBED BRONZE
SINK:	SIGNATURE HARDWARE, CARRAWAY 21" PORCELAIN RECTANGULAR UM
SHOWER SYSTEM:	SIGNATURE HARDWARE, VILAMONTE PRESSURE BALANCE WITH SLIDE BAR AND HAND SHOWER, OIL RUBBED BRONZE
TOILET:	SIGNATURE HARDWARE, CARRAWAY 2-PIECE TOILET

BATH 2 TILE:	
SHOWER WALL TILE:	TILEBAR, PLASTER ARROW WHITE 18x48 TEXTURED MATTE CERAMIC TILE SHOWER WALL TILE QTY: 145 SQFT, PLUS WASTE
SHOWER FLOOR TILE:	TILEBAR, ASPEKT CALACATTA HEXAGON WHITE HONED MARBLE MOSAIC TILE SHOWER FLOOR TILE QTY: 25 SQFT, PLUS WASTE
BATH FLOOR TILE:	TILEBAR, LUMAR APUANO ORO WHITE 24x48 MARBLE LOOK MATTE PORCELAIN TILE BATH FLOOR TILE QTY: 85 SQFT, PLUS WASTE

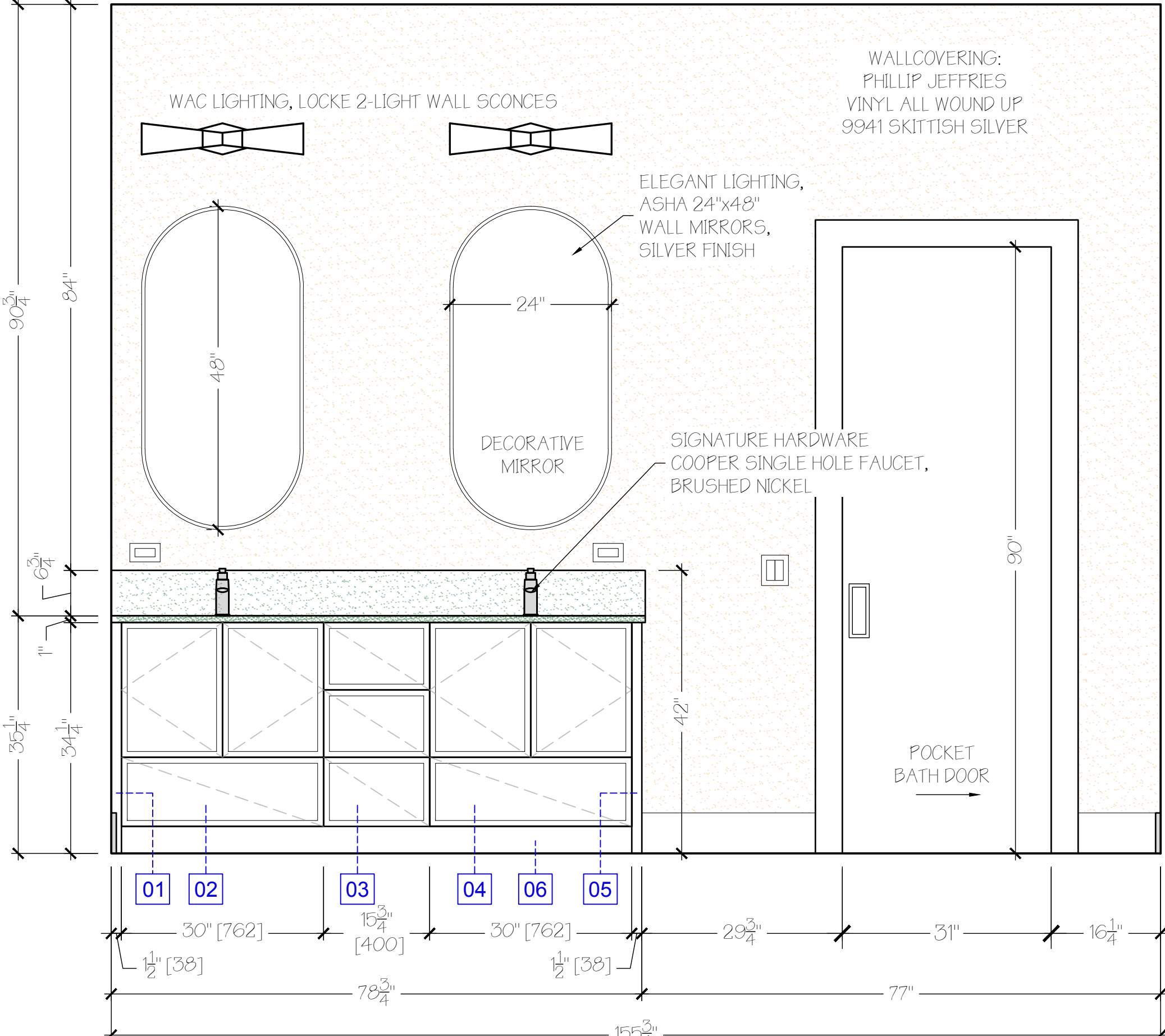
WALL TILE: TILEBAR, PARMA CRUZ WHITE
5X8 TERRACOTTA LOOK PORCELAIN TILES
ALTERNATING MATTE AND POLISHED



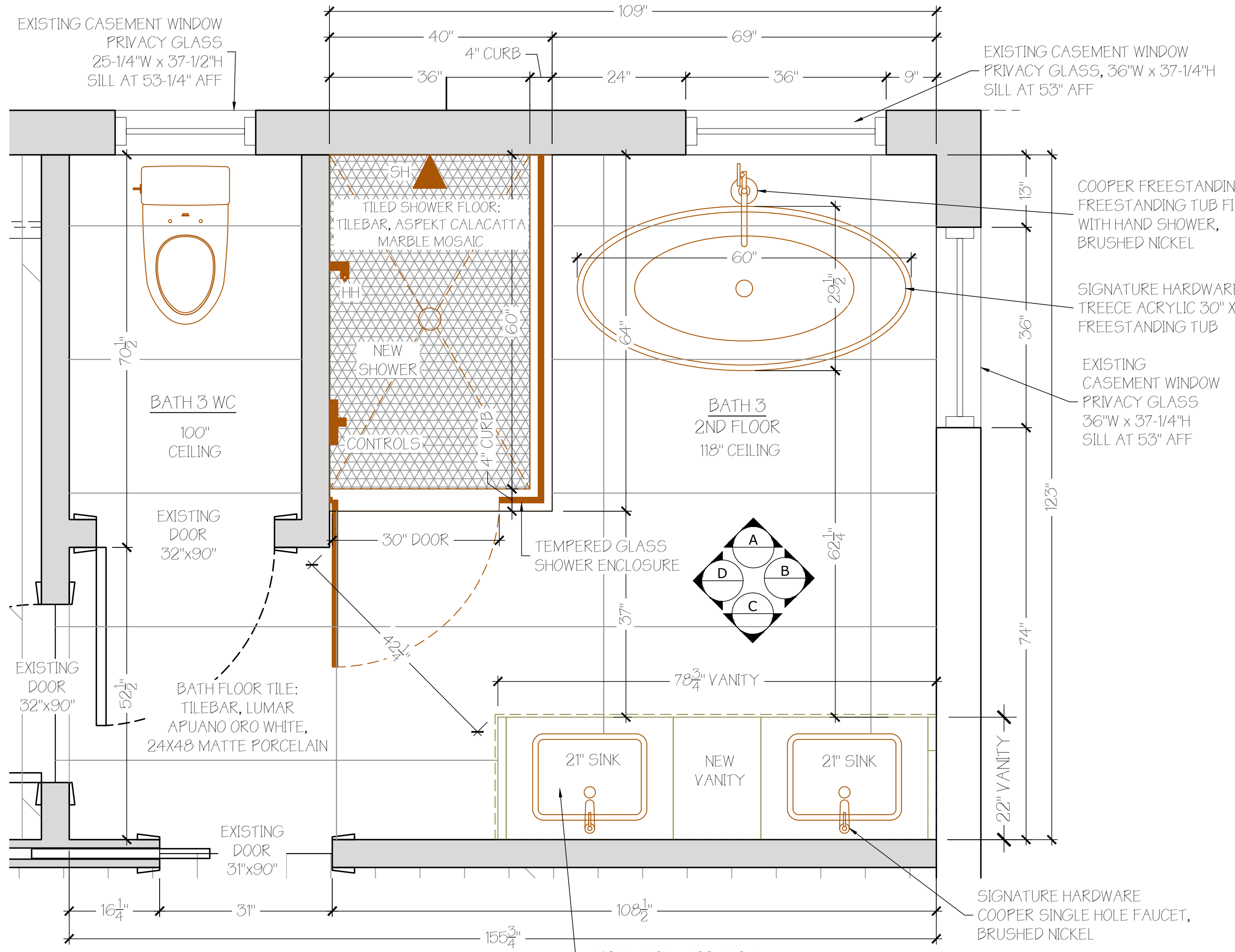
A BATH 3 ELEVATION
SCALE: 3/4"=1'-0"



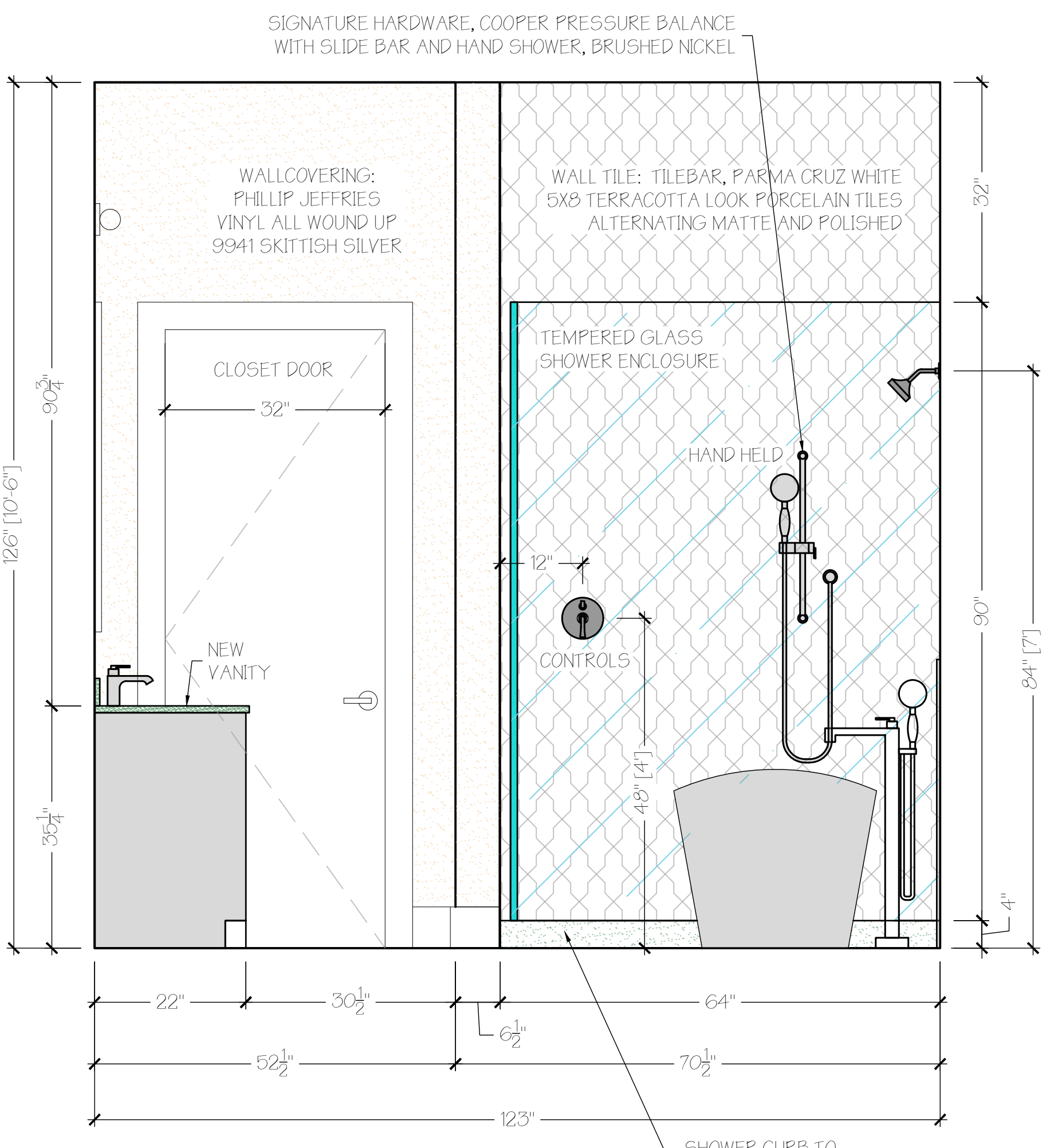
B BATH 3 ELEVATION
SCALE: 3/4"=1'-0"



C BATH 3 ELEVATION
SCALE: 3/4"=1'-0"



D BATH 3 PLAN
SCALE: 3/4"=1'-0"



D BATH 3 ELEVATION
SCALE: 3/4"=1'-0"

BATH 3 VANITY FINISH SPECS:

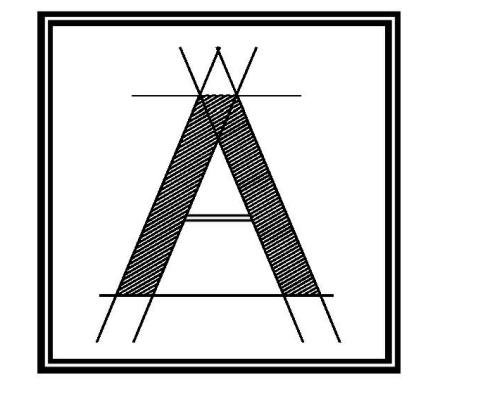
DOOR STYLE:	20MM SAVOY (NARROW SHAKER)
EXTERIOR CABINET FINISH:	CHANTILLY LACE MATTE
INTERIOR CABINET FINISH:	SATIN LINEN
DRAWER BOX FINISH:	VIONARO WHITE
MIRROR:	ELEGANT LIGHTING, ASHA 24"X48" WALL MIRROR, SILVER FINISH
SCONCES:	WAC LIGHTING, LOCKE 2-LIGHT WALL SCONCE
WALL COVERING:	PHILLIP JEFFRIES, VINYL ALL WOUND UP, 9941 SKITTISH SILVER

BATH 3 PLUMBING LIST:

FAUCET:	SIGNATURE HARDWARE, COOPER SINGLE HOLE, BRUSHED NICKEL
SINK:	SIGNATURE HARDWARE, CARRAWAY 21" PORCELAIN RECTANGULAR UM
SHOWER SYSTEM:	SIGNATURE HARDWARE, COOPER PRESSURE BALANCE WITH SLIDE BAR AND HAND SHOWER, BRUSHED NICKEL
TUB:	SIGNATURE HARDWARE, TREECE ACRYLIC 30" X 60" FREESTANDING TUB
TUB FILLER:	SIGNATURE HARDWARE, COOPER FREESTANDING FILLER WITH HAND SHOWER
TOILET:	SIGNATURE HARDWARE, CARRAWAY 2-PIECE TOILET


BATH 3 TILE:

WALL TILE:	TILEBAR, PARMA CRUZ WHITE 5X8 TERRACOTTA LOOK PORCELAIN TILE WALL TILE QTY: 145 SQFT, PLUS WASTE
SHOWER FLOOR TILE:	TILEBAR, ASPEKT CALACATTA HEXAGON WHITE HONED MARBLE MOSAIC TILE SHOWER FLOOR TILE QTY: 15 SQFT, PLUS WASTE
BATH FLOOR TILE:	TILEBAR, LUMAR APUANO ORO WHITE 24X48 MARBLE LOOK MATTE PORCELAIN TILE BATH FLOOR TILE QTY: 120 SQFT, PLUS WASTE



**ARCOLOGY
STUDIO**

ARCOLOGY STUDIO, LLC
6017 Pine Ridge Rd #236
Naples, FL 34119
tel: 239-920-1432
office@arcologystudio.com



THIS DRAWING IS PROPRIETARY TO ARCOLOGY STUDIO, LLC. UNAUTHORIZED USE, DISTRIBUTION OR REPRODUCTION IS PROHIBITED. PRIOR TO WRITTEN CONSENT FROM ARCOLOGY STUDIO, LLC.

PROJECT:
525 VIA VENETO #101
NAPLES, FL 34108

SHEET TITLE:
BATH 3 DESIGN

REVISIONS:
Issued for Permit
Issued for Const.

Date: 05-15-2026

Scale: 1/4" = 1'-0" OR AS SHOWN

Drawn by: EJV

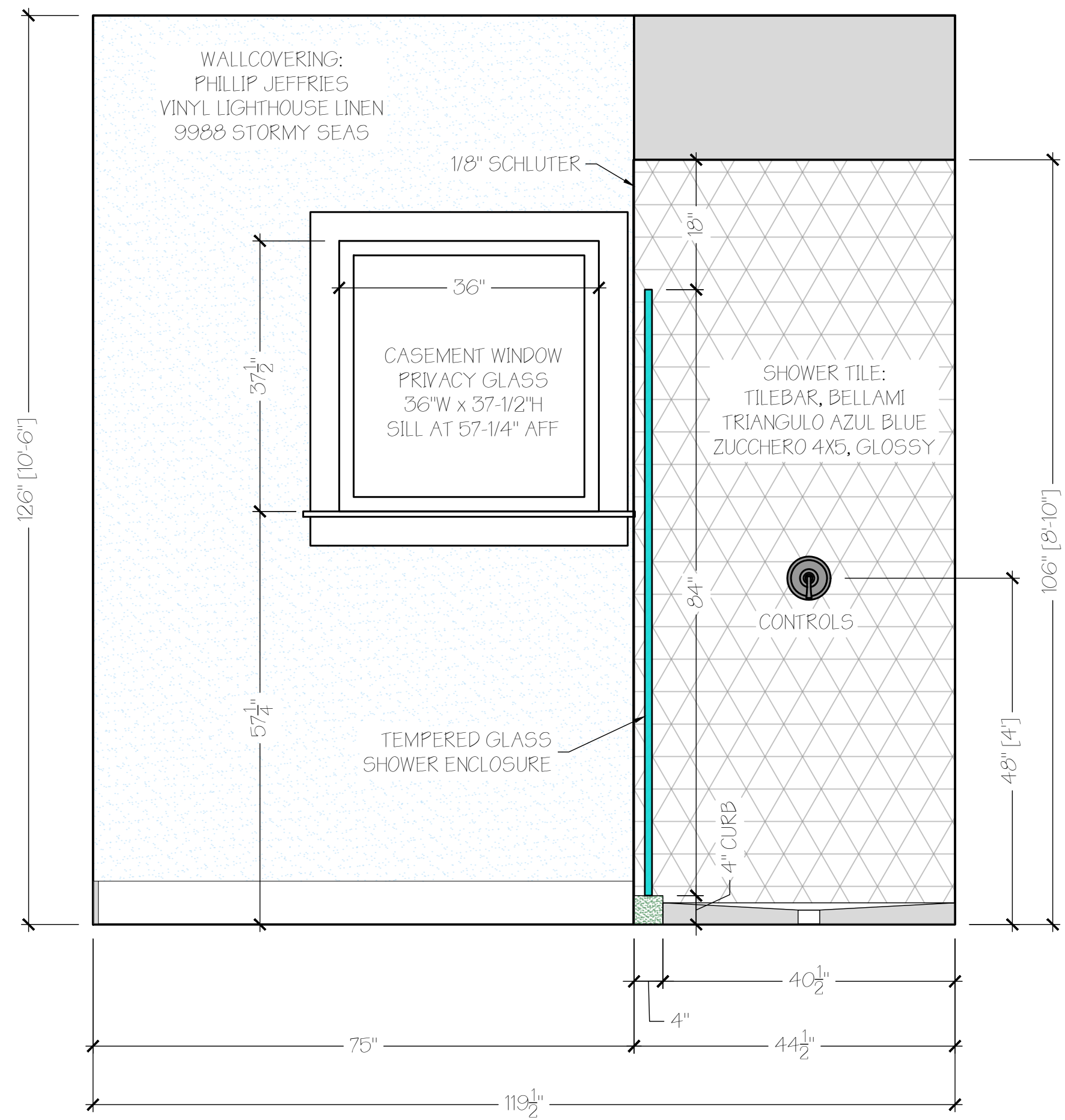
Checked by: AEG

SHEET NUMBER:

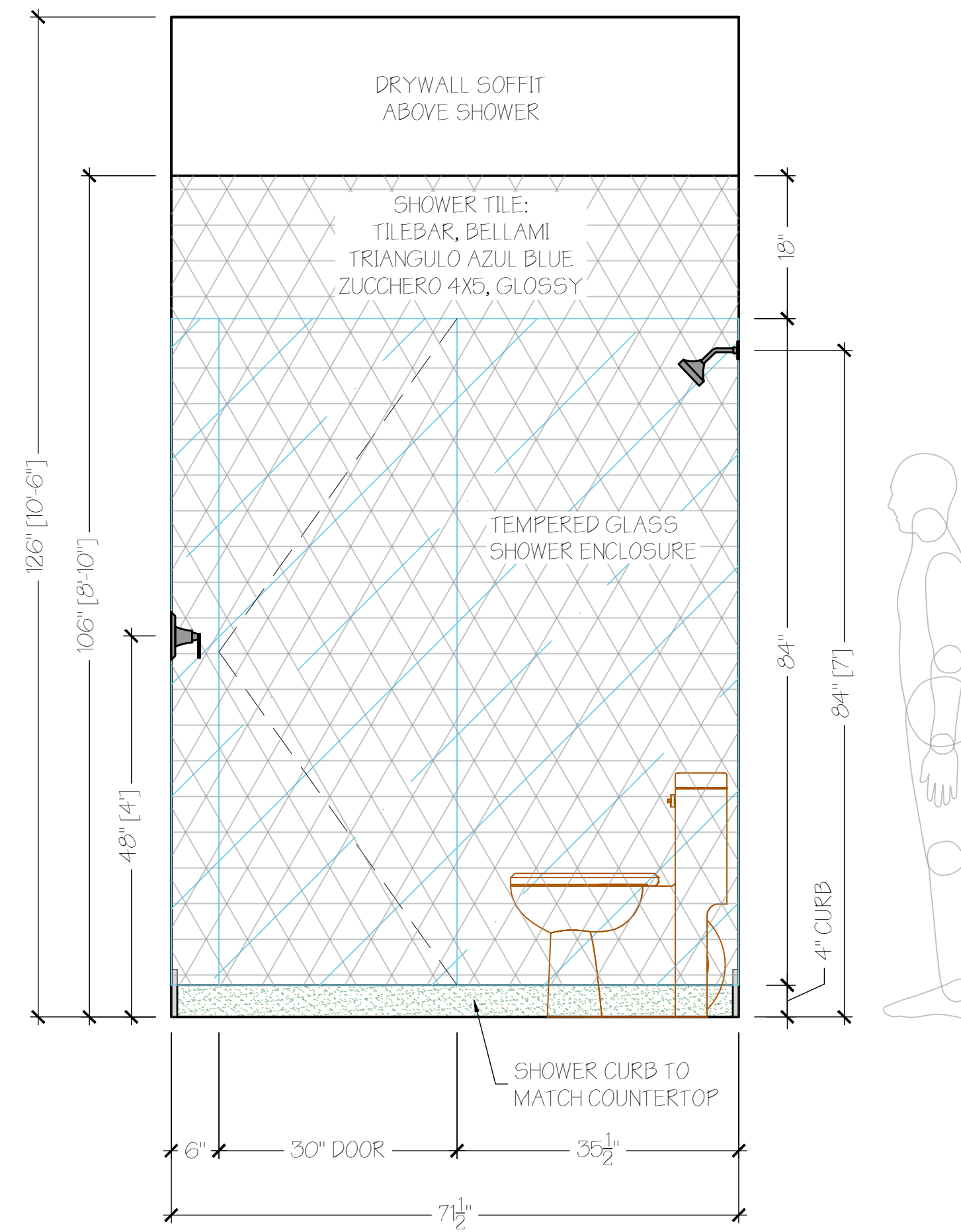
A2.07

DESIGN DRAWINGS FOR REVIEW/BUDGETS ONLY

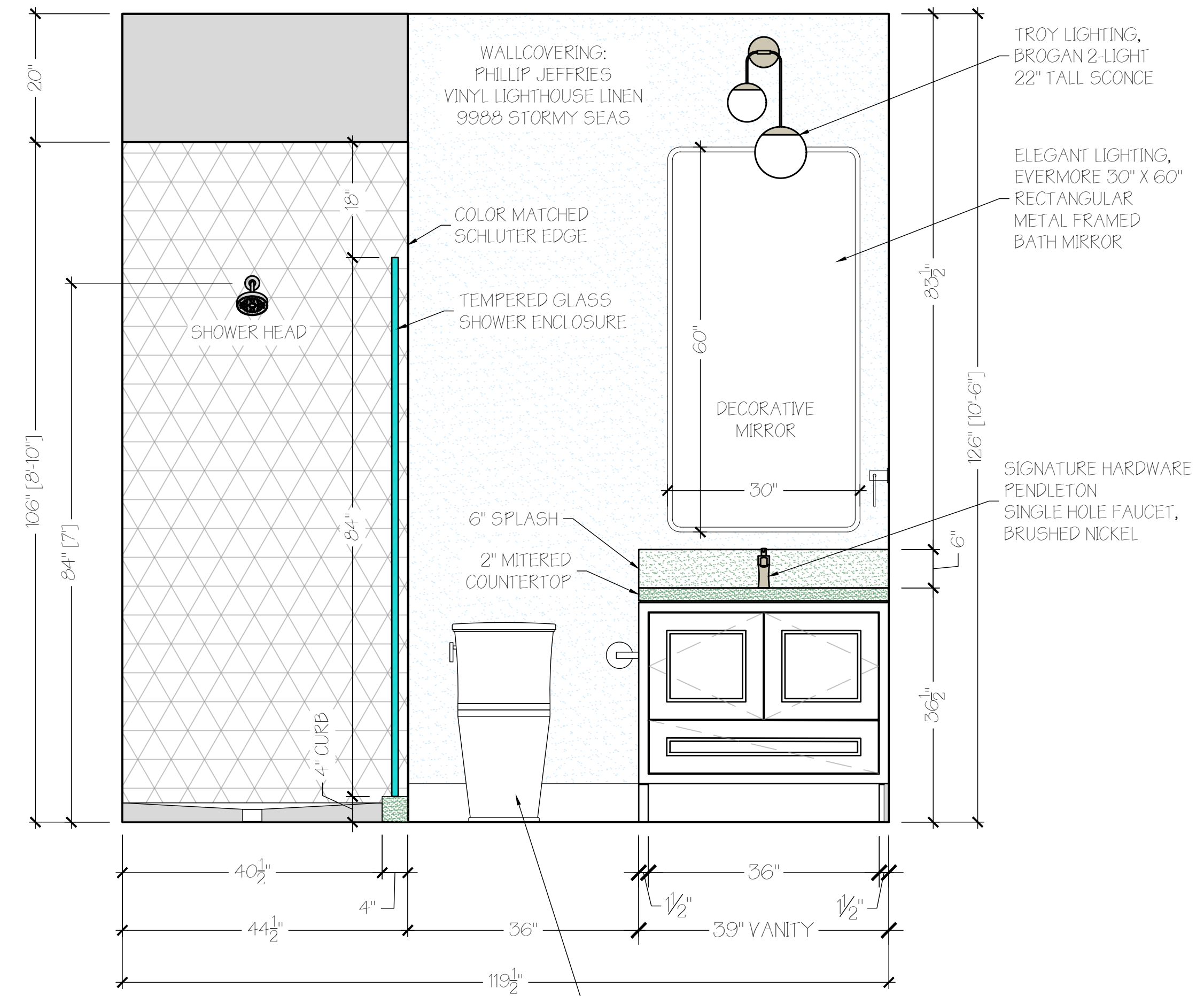
DISCLAIMER:
THIS DRAWING IS MEANT TO CONVEY DESIGN CONCEPTS ONLY AND IS NOT MEANT FOR CONSTRUCTION.



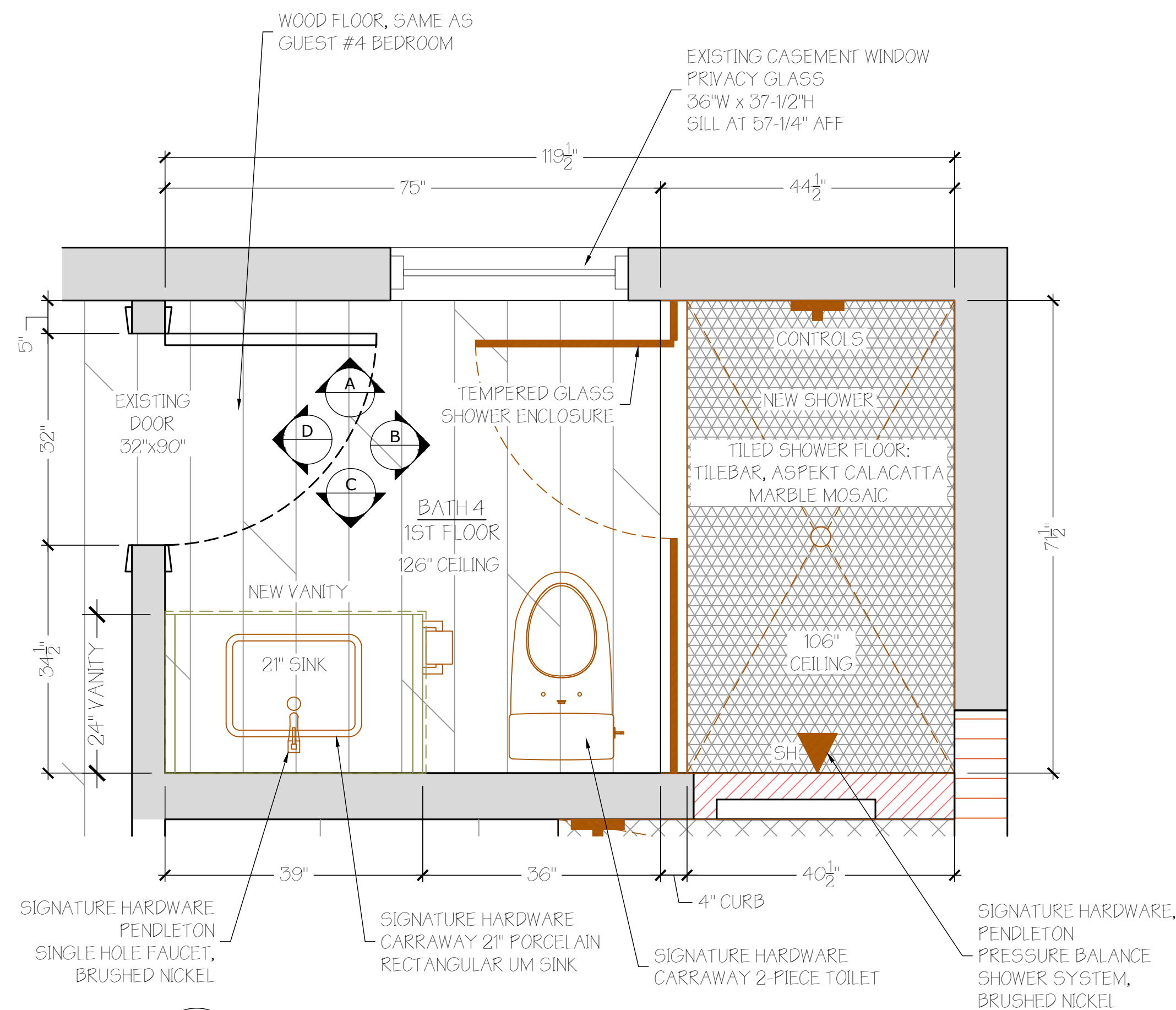
A BATH 4 ELEVATION
SCALE: 3/4"=1'-0"



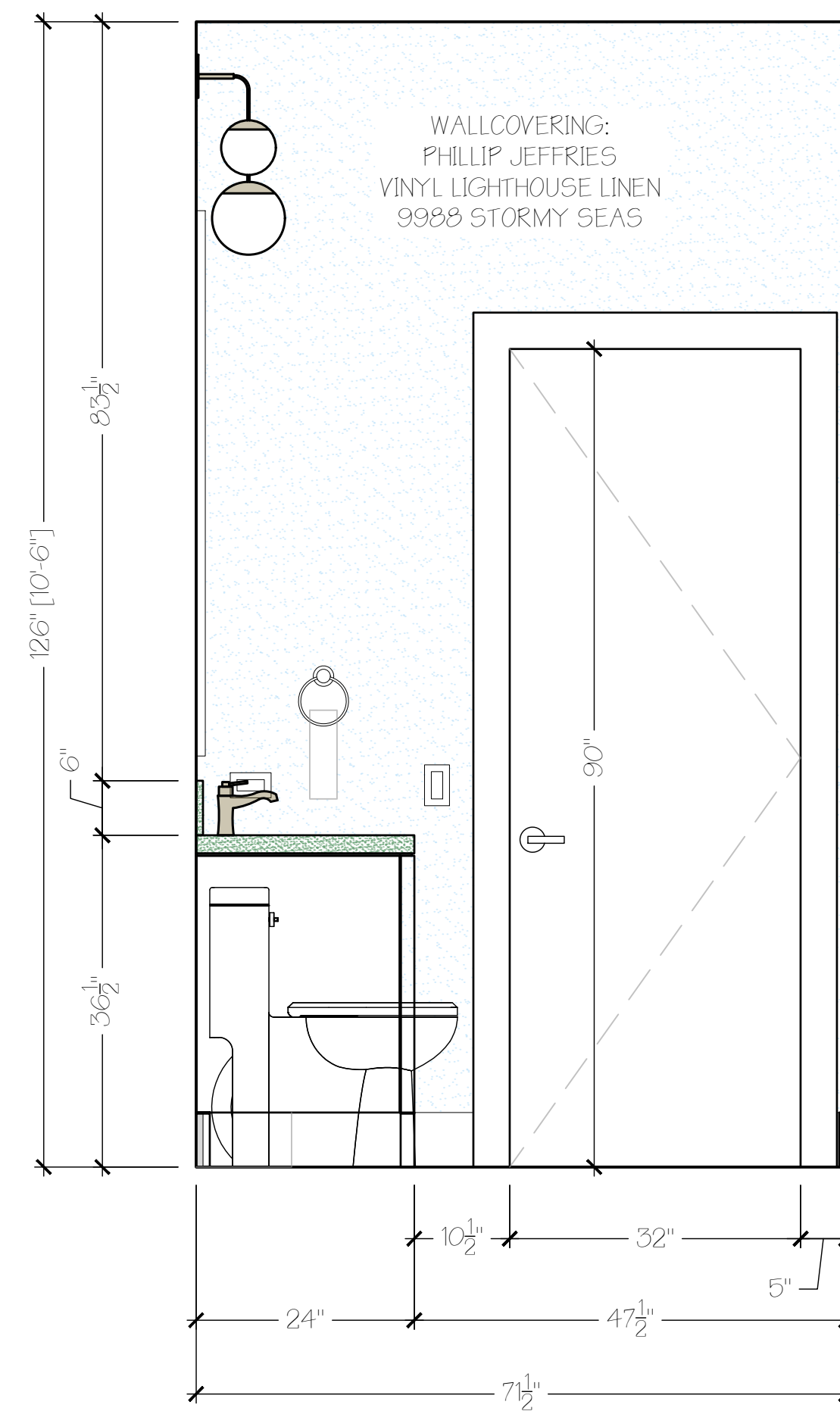
B BATH 4 ELEVATION
SCALE: 3/4"=1'-0"



C BATH 4 ELEVATION
SCALE: 3/4"=1'-0"



D BATH 4 PLAN
SCALE: 3/4"=1'-0"

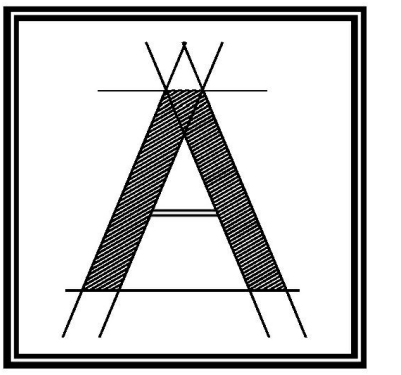


D BATH 4 ELEVATION
SCALE: 3/4"=1'-0"

BATH 4 VANITY FINISH SPECS:	
DOOR STYLE:	DOUBLE STEP SHAKER
EXTERIOR CABINET FINISH:	DUST GREY
INTERIOR CABINET FINISH:	EXG
DRAWER BOX FINISH:	EXG
MIRROR:	ELEGANT LIGHTING, EVERMORE 30"x60" RECTANGULAR METAL FRAMED MIRROR
SCONCES:	TROY LIGHTING, BROGAN 2-LIGHT 22" TALL WALL SCENCE
WALL COVERING:	PHILLIP JEFFRIES, VINYL LIGHTHOUSE LINEN, 9988 STORMY SEAS

BATH 4 PLUMBING LIST:	
FAUCET:	SIGNATURE HARDWARE, PENDLETON SINGLE HOLE FAUCET, BRUSHED NICKEL
SINK:	SIGNATURE HARDWARE, CARRAWAY 21" PORCELAIN RECTANGULAR UM
SHOWER SYSTEM:	SIGNATURE HARDWARE, PENDLETON PRESSURE BALANCE SHOWER SYSTEM, BRUSHED NICKEL
TOILET:	SIGNATURE HARDWARE, CARRAWAY 2-PIECE TOILET

BATH 4 TILE:	
SHOWER WALL TILE:	TILEBAR, BELLAMI TRIANGULO AZUL BLUE ZUCCHERO 4X5, GLOSSY CERAMIC TILE SHOWER WALL TILE QTY: 120 SQFT, PLUS WASTE
SHOWER FLOOR TILE:	TILEBAR, ASPEKT CALACATTA HEXAGON WHITE HONED MARBLE MOSAIC TILE SHOWER FLOOR TILE QTY: 25 SQFT, PLUS WASTE
BATH FLOOR TILE:	WOOD PLANK TO MATCH MAIN FLOORING THROUGHOUT



**ARCOLOGY
STUDIO**

ARCOLOGY STUDIO, LLC
6017 Pine Ridge Rd #236
Naples, FL 34119
tel: 239-920-1432
office@arcology.studio.com



THIS DRAWING IS PROPRIETARY TO ARCOLOGY STUDIO, LLC. UNAUTHORIZED USE, DISTRIBUTION OR REPRODUCTION IS PROHIBITED. PRIOR TO WRITTEN CONSENT FROM ARCOLOGY STUDIO, LLC.

PROJECT:
**525 VIA VENETO #101
NAPLES, FL 34108**

SHEET TITLE:
BATH 4 DESIGN

REVISIONS:

Issued for Permit

Issued for Const.

Date 05-15-2026

Scale 1/4" = 1'-0" OR AS SHOWN

Drawn by EJW

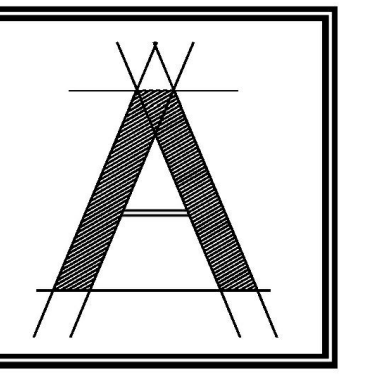
Checked by AEG

SHEET NUMBER:

A2.08


DESIGN DRAWINGS
FOR REVIEW/BUDGETS ONLY

DISCLAIMER:
THIS DRAWING IS MEANT TO CONVEY DESIGN CONCEPTS ONLY AND IS NOT MEANT FOR CONSTRUCTION.

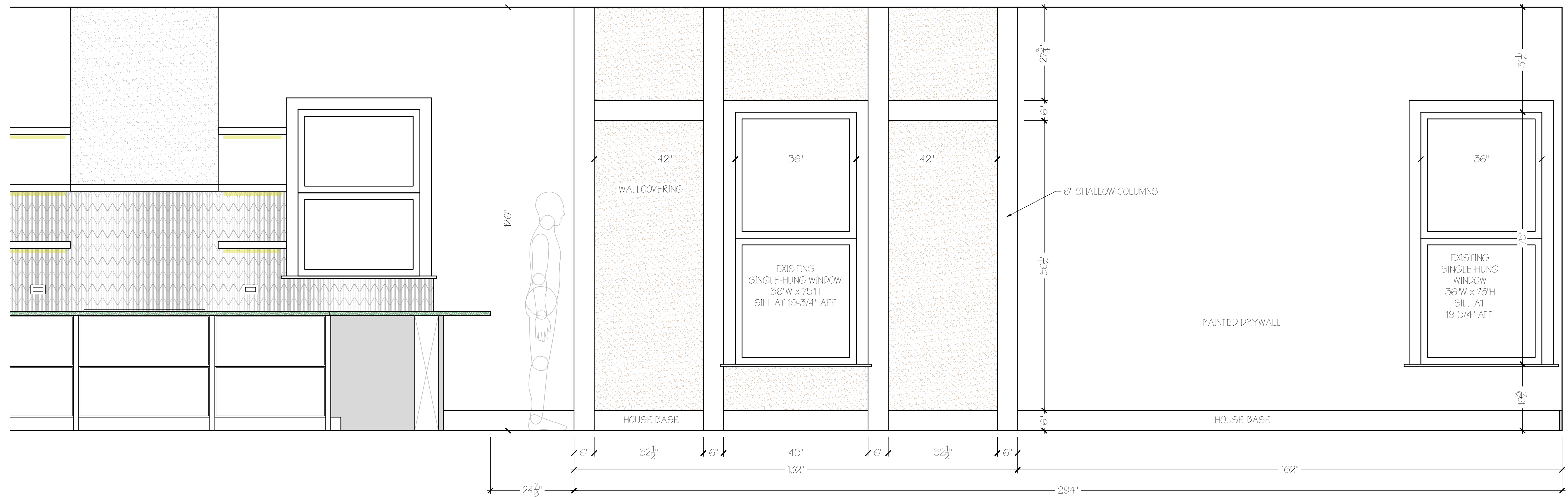


ARCOLOGY
STUDIO

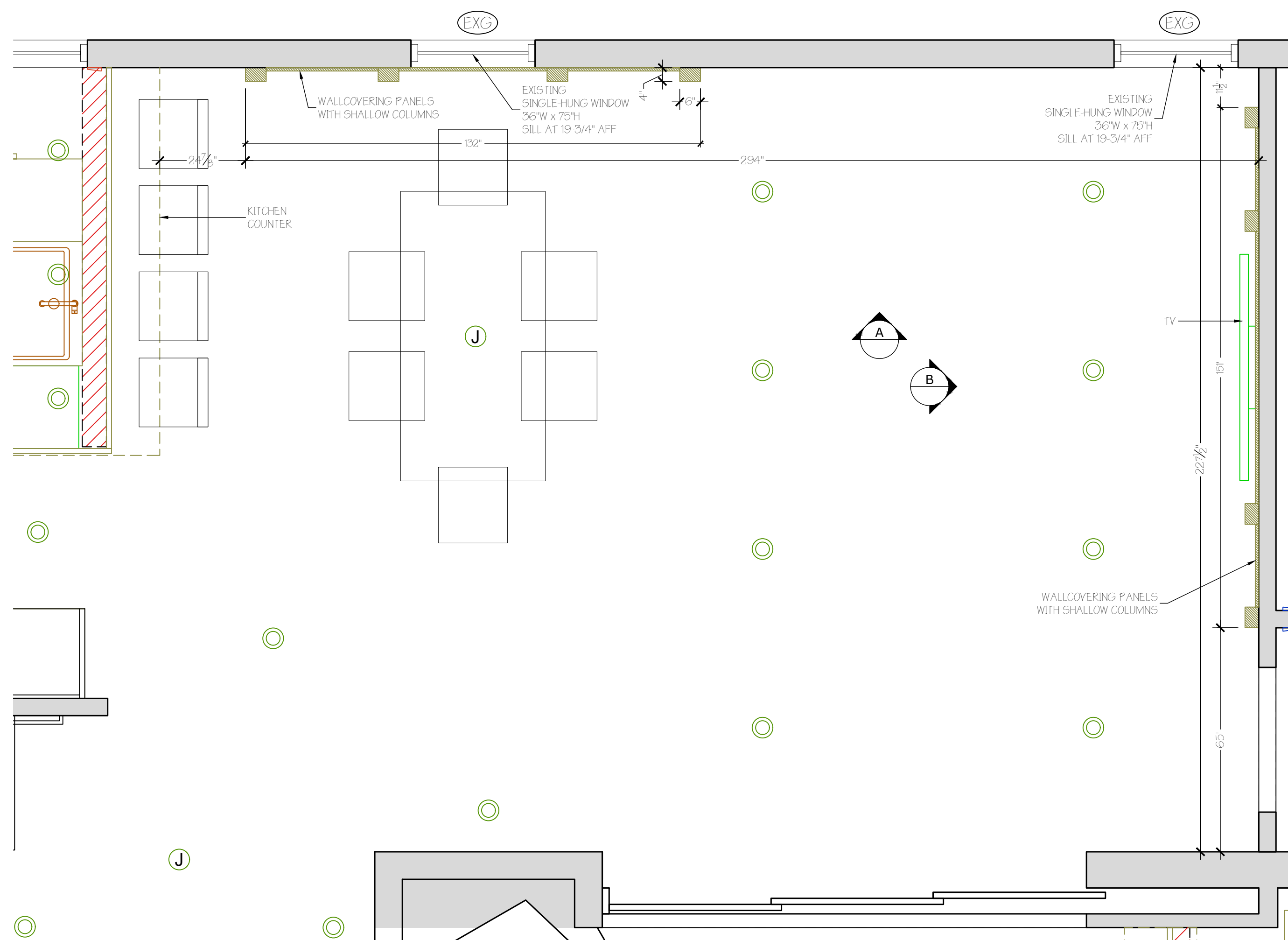
ARCOLOGY STUDIO, LLC
6017 Pine Ridge Rd #236
Naples, FL 34119
tel: 239-920-1432
office@arcologystudio.com



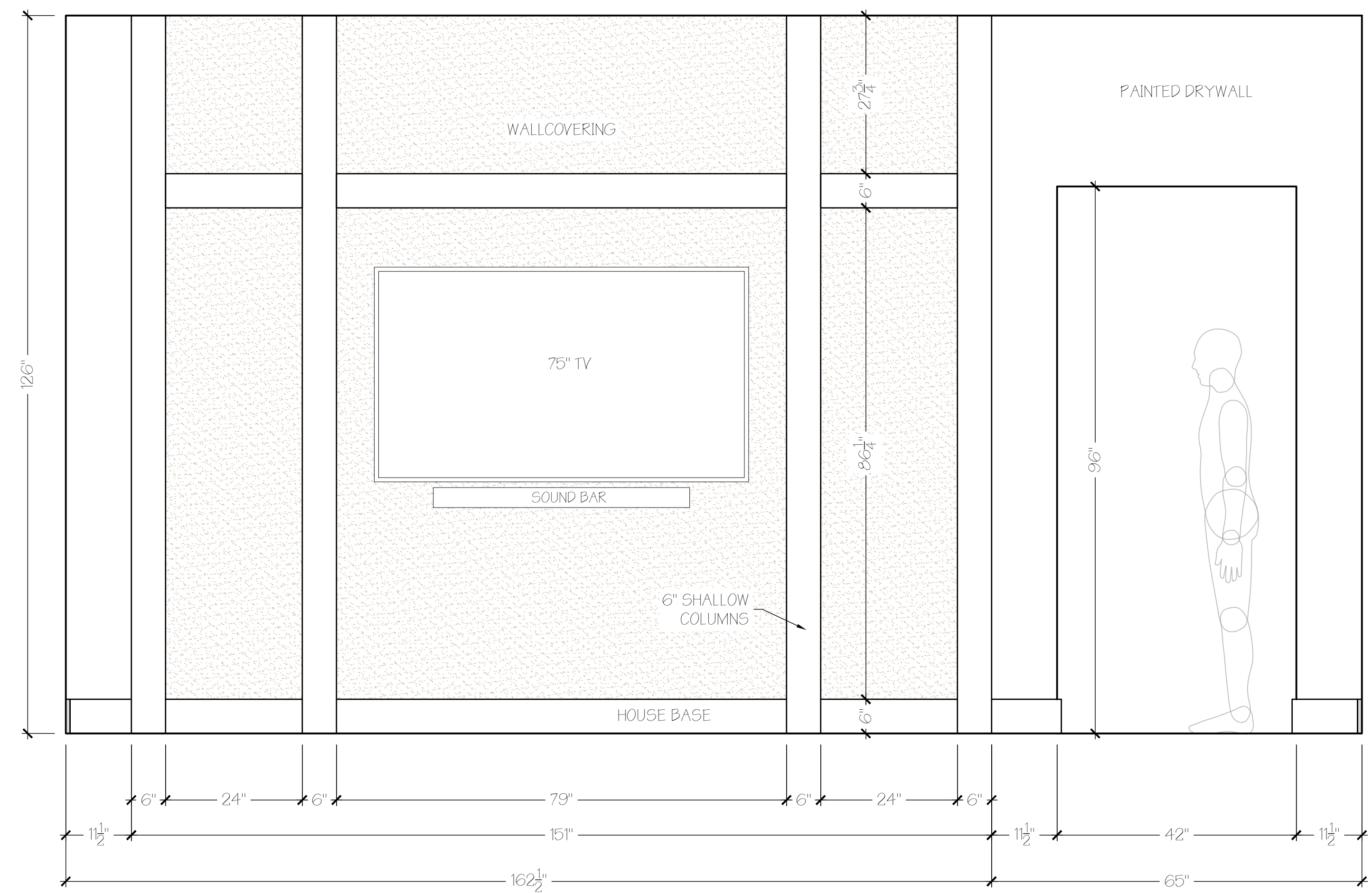
THIS DRAWING IS PROPRIETARY TO ARCOLOGY STUDIO, LLC. UNAUTHORIZED USE, DISTRIBUTION OR REPRODUCTION IS PROHIBITED. PRIOR TO WRITTEN CONSENT FROM ARCOLOGY STUDIO, LLC.



A GREAT ROOM ELEVATION
SCALE: 3/4"=1'-0"



GREAT ROOM PLAN
SCALE: 1/2"=1'-0"



B GREAT ROOM ELEVATION

PROJECT:
525 VIA VENETO #101
NAPLES, FL 34108

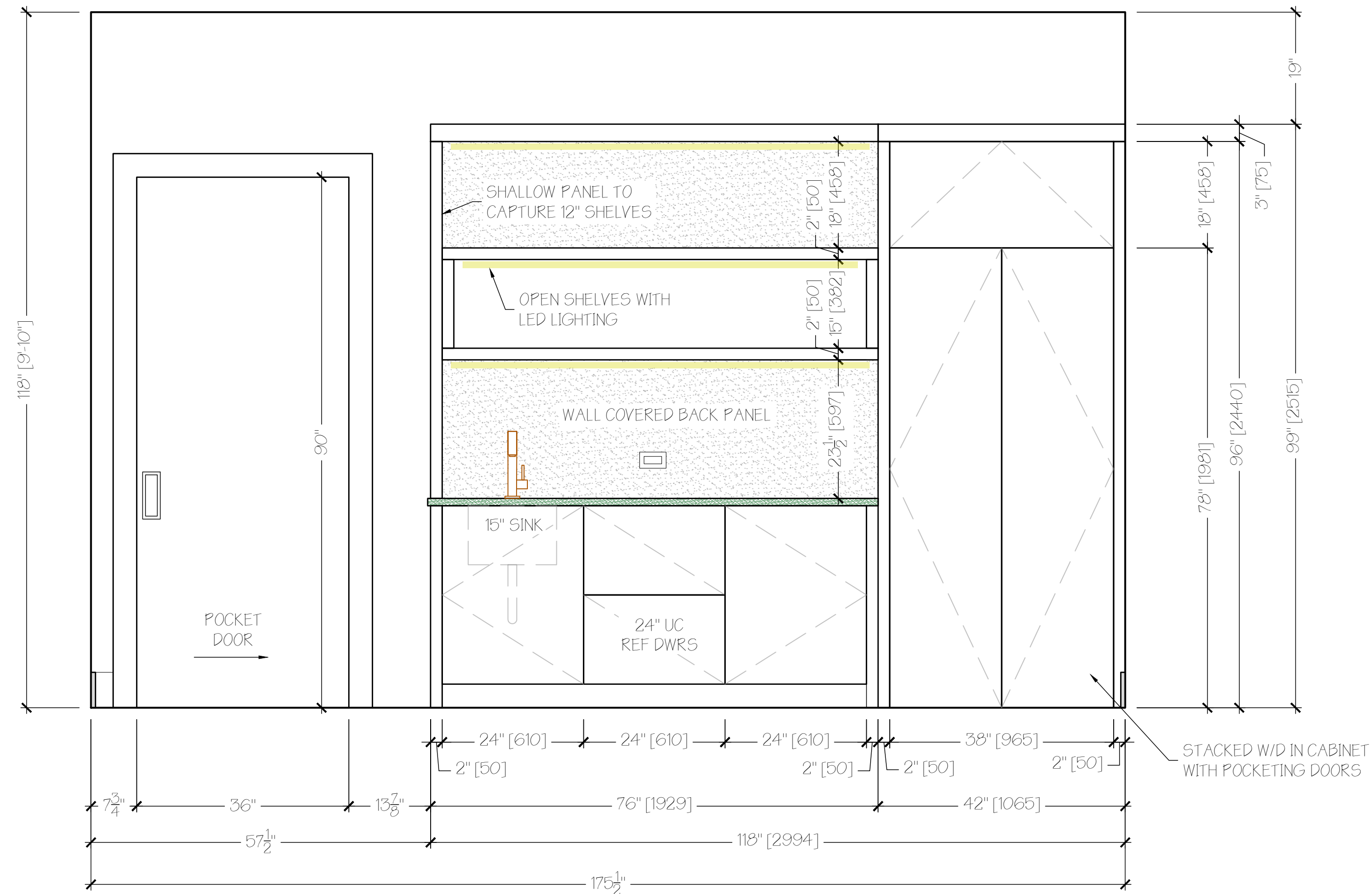
SHEET TITLE:
GREAT ROOM
DESIGN

REVISIONS:	
Issued for Permit	
Issued for Const.	
Date	05-15-2026
Scale	1/4" = 1'-0" OR AS SHOWN
Drawn by	EJW
Checked by	AEG

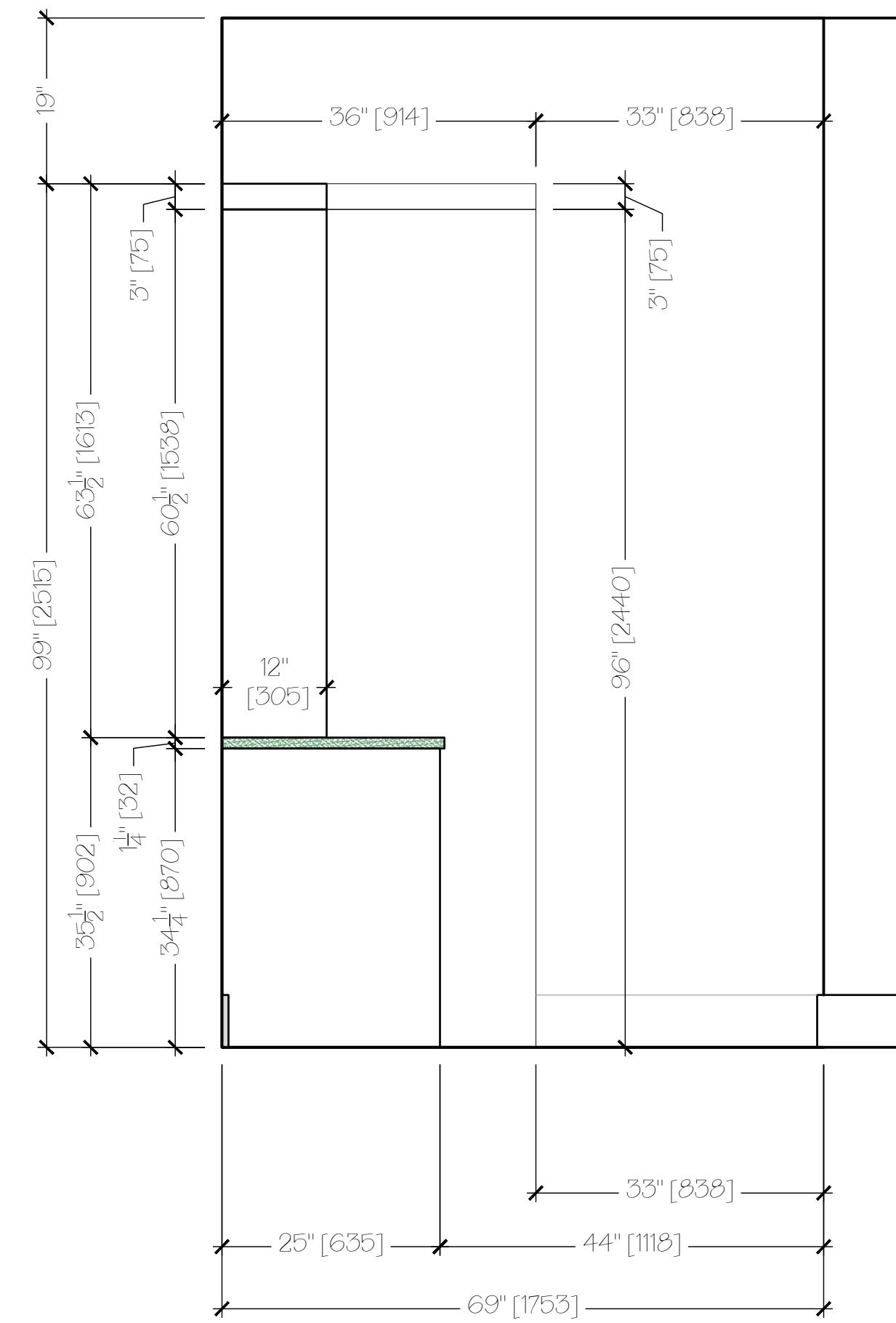
SHEET NUMBER:
A2.09

DESIGN DRAWINGS
FOR REVIEW/BUDGETS ONLY

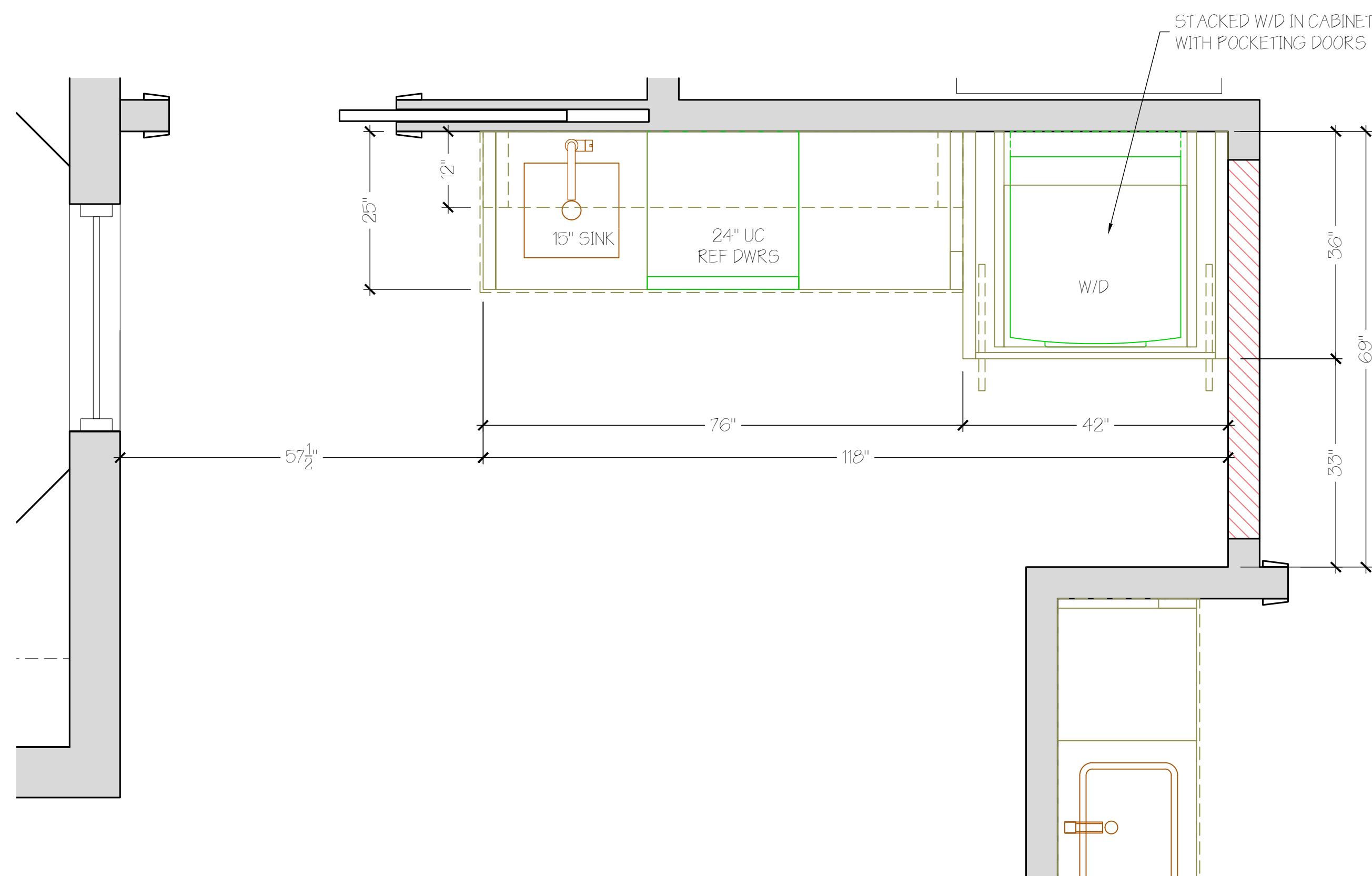
DISCLAIMER:
THIS DRAWING IS MEANT TO CONVEY
DESIGN CONCEPTS ONLY AND IS NOT
MEANT FOR CONSTRUCTION.



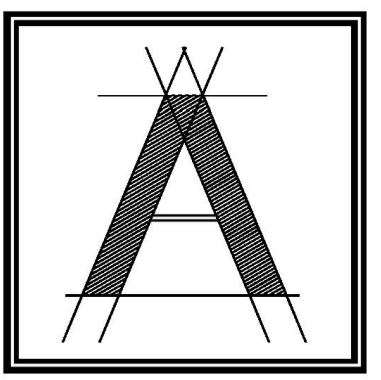
A FAMILY ROOM BUILT-IN ELEVATION
SCALE: 3/4"=1'-0"



B FAMILY ROOM BUILT-IN ELEVATION
SCALE: 3/4"=1'-0"




FAMILY ROOM BUILT-IN FINISH SPECS:
DOOR STYLE: SLAB
EXTERIOR CABINET FINISH:
INTERIOR CABINET FINISH: BODRUM WALNUT
DRAWER BOX FINISH: GRAPHITE VIONARO
COUNTERTOP:
BACKSPLASH:



ARCOLOGY
STUDIO

ARCOLOGY STUDIO, LLC
6017 Pine Ridge Rd #236
Naples, FL 34119
tel: 239-920-1432
office@arcology-studio.com



THIS DRAWING IS PROPRIETARY TO ARCOLOGY STUDIO, LLC. UNAUTHORIZED USE, DISTRIBUTION OR REPRODUCTION IS PROHIBITED. PRIOR TO WRITTEN CONSENT FROM ARCOLOGY STUDIO, LLC.

PROJECT:
**525 VIA VENETO #101
NAPLES, FL 34108**

SHEET TITLE:
**FAMILY ROOM
DESIGN**

REVISIONS:
Issued for Permit
Issued for Const.
Date 05-15-2026
Scale 1/4" = 1'-0" OR AS SHOWN
Drawn by EJW
Checked by AEG
SHEET NUMBER:

A2.10

DESIGN DRAWINGS
FOR REVIEW/BUDGETS ONLY

DISCLAIMER:
THIS DRAWING IS MEANT TO CONVEY DESIGN CONCEPTS ONLY AND IS NOT MEANT FOR CONSTRUCTION.